

EXCELLENCE IN GOVERNANCE

British American Tobacco Bangladesh has built its reputation and corporate image as one of the best companies of Bangladesh, since its establishment in 1910. It has accomplished its glorious centenarian journey and continues to endure the celebrated voyage. The Company is working very closely with the people of this magnificent land for its 'Crop to Consumer' business. As a responsible business organisation, BAT Bangladesh is committed to driving the best corporate practices in the country.

As always BAT Bangladesh emphasises on transparent business practices and ensures excellence in every nook and corner of its operation. The Company ensures complete compliance of all the regulatory requirements. BATB is also Bangladesh's highest corporate contributor to the national exchequer. The Company focuses on the preferences of consumers with the interests of society ensuring good governance and enables the business to continue to prosper which resulted in a number of recognitions both in national and international platform. As mark of recognition to its drive for excellence, BAT Bangladesh has secured one more feather to its crown by establishing itself as the most women-friendly organisation after being the Country's preferred employer for three consecutive years.

As you turn these pages, you will experience a reflection of our journey towards path of success, where we stepped on to a new height of governance excellence at every stage as we strive to be a constant partner of the progressive Bangladesh.



**BRITISH AMERICAN
TOBACCO**
BANGLADESH



ABOUT US

The presence of British American Tobacco in this part of the world can be traced back to 1910. Beginning the journey as Imperial Tobacco 105 years ago, the Company set up its first sales depot at Armanitola in Dhaka.

After the partition of India in 1947, Pakistan Tobacco Company was established in 1949. The first factory in Bangladesh (the then East Pakistan) was set up in 1949 at Fauzdarhat in Chittagong. In 1965, the second factory of Pakistan Tobacco Company went into production in Mohakhali, Dhaka. It became Bangladesh Tobacco Company Limited in 1972 immediately after Bangladesh's independence. In 1998, the Company changed its name and identity to British American Tobacco Bangladesh (BAT Bangladesh) aligning the corporate identity with other operating companies in the British American Tobacco Group.

BAT Bangladesh is a part of BAT plc, the world's most international tobacco group, with brands sold in 200 markets around the world.

We make high quality tobacco products for the diverse preferences of consumers, spanning the business 'from crop to consumer', and we are committed to embedding the principles of corporate social responsibility through our responsible business operation.

Our Shareholders

We were among the first companies to be listed on the Dhaka and Chittagong Stock Exchanges and currently rank 2nd in terms of market capitalisation. British American Tobacco Group holds 72.91% of the shares; 11.45% is owned by Investment Corporation of Bangladesh; Shadharan Bima Corporation, Bangladesh Development Bank Limited and the Government of the People's Republic of Bangladesh while a further 15.64% is owned by other shareholders.

Our Contributions

We continue to contribute approximately two-thirds of the revenue derived from the cigarette industry. The 2015 calendar year saw BAT Bangladesh contribute over BDT 11,051 crore as taxes to the National Exchequer which makes us one of the highest taxpayers to the Government. The Company will continue to support Government proposals that establish a sustainable level of tax contribution to the National Exchequer while ensuring a sustainable growth for the industry.

Our Beliefs

At BAT Bangladesh, we strive to be a responsible Company wherever we operate - be it to our shareholders, employees, business partners or any other relevant internal and external stakeholder. To us, responsibility is a way of life and that is why we believe 'success and responsibility go together'.

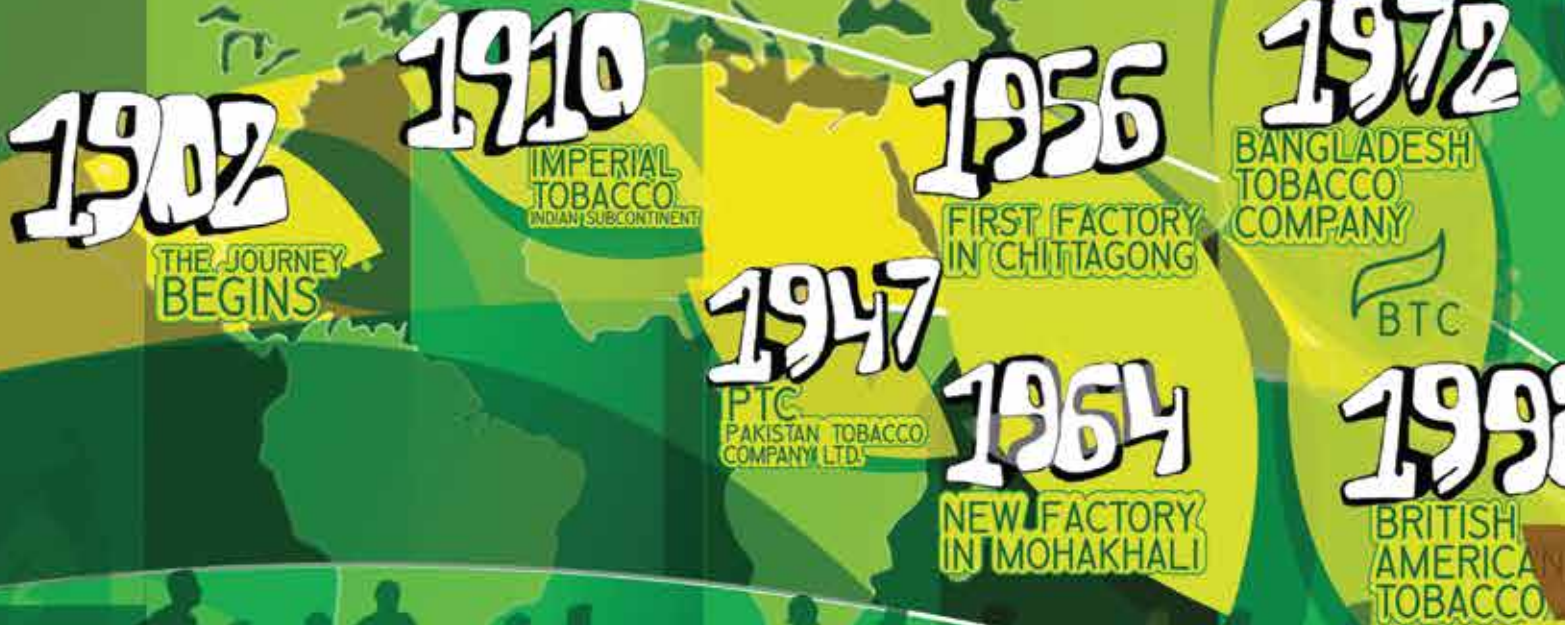
Our People – Our Strength

Employing more than 1,400 people directly and approximately 52,000 people indirectly as farmers, distributors and local suppliers, we take great pride in saying that BAT Bangladesh is one of the most preferred employers in the country. It is the people who bring their differences every day that make BAT Bangladesh a great place to work in.

PARTNERING FOR PROGRESS

A promising journey of progress leads to a shared goal that ties together an organisation with the platform they perform in. BAT Bangladesh was established and has been continuing its operations in this country since 1910. Then in 1998, the Company changed its name from Bangladesh Tobacco Company to British American Tobacco Bangladesh Company Limited .

The Sustainable Development Goals of the Government of Bangladesh were outlined envisioning a developing country. A future Bangladesh, that had gradually solved all of its crises, having implemented, executed, and facilitated the very goals, exemplifies one such promising mission dreamt by both the government and the organisation alike. The partnership with the Government of Bangladesh and the strength of our ties with the land is evident in the number of notable initiatives BAT Bangladesh took towards ensuring sustainable development goals over the past few years.



Indeed, contributing to the social and agricultural fields and developing talents have remained a core and consistent goal for BAT Bangladesh. Promising initiatives such as the Afforestation Programme, Water Filtration Project and Solar Home System are among the many acclaimed achievements of BAT Bangladesh. Topping the market as the highest taxpayer, seconding in market capitalization and ensuring a safe, accident-free and diversified work culture only took them to newer heights of national as well as global recognition.

Applying global standards and best practices have secured the Company a commendable position both nationally and in the global arena. In the coming years also, BAT Bangladesh strives to be a constant partner of the progressing Bangladesh. By actively practicing good governance and contributing to the stakeholders, the organisation is facilitating to have a beautiful Bangladesh.

**PEOPLE
CULTURE
PASSION
OWNERSHIP
VALUES
LEADERSHIP**

**LEGACY
of
100 YEARS
CONTINUES**

8

CONTENT

OVERVIEW

About Us	02
Partnering For Progress	04
Corporate Information	08
Vision and Mission	10
Our Guiding Principles	11
Our Business Model	12
Chairman's Statement	14
Managing Director's Overview	18
Where We Are	21
AGM Invitation	22
AGM Notice	23

LEADERSHIP

Board of Directors	24
Executive Committee	30

GOVERNANCE

Corporate Governance Statement	34
Corporate Governance Framework	34
Board Practices	35
Committees	36
Effective Control Processes	38
Transparent Disclosure	41
Shareholders' Rights	41
Board Commitments	41
Statement on Risk Management & Internal Control	43
Enterprise Risk Management Process	43
Business Continuity and Crisis Management	45
System of Internal Control	46
Report of the Audit Committee	48
Standard of Business Conduct	56
Board CSR Committee	58
Results at a Glance	62

Directors' Report	63
Key Strategic Pillars of Business	63
Growth	63
Economic & Industry Outlook	63
Company Performance	63
Contribution to the National Exchequer	65
Financial Performance	66
Productivity	66
Sustainability	66
Winning Organisation	67
Key Operating & Financial Information	68
Dividend	69
The Board of Directors	69
Directors Re-Election	69
Board Subcommittees	69
Going Concern	70
The System of Internal Control	70
Directors Declaration	70
Concern Regarding Retrospective Tax Demand	71
Regulatory Disclosures	71
Corporate Governance Compliance Statement	72
Auditors	72
Board Commitment	72
Awards & Achievements	73
Acknowledgements	73
Pattern of Shareholdings	74
BSEC Compliance Status	75
Certificate of Due Diligence by CEO & CFO	84
Certificate of Compliance	85

RESPONSIBILITY

Environment Health & Safety	86
Responsible Tobacco Cultivation	90
Biological Approach to PEST Management	92
Committed to Community Development	94
Sustainable Agriculture	96

WINNING ORGANISATION

Battle of Minds	98
Evolving as the Most Female Friendly Organisation	100
Welfare to Progress	102

SNAPSHOTS

Achievements	104
BATB in Media	109
People Bringing The Difference	110
Snapshots	112

REPORTS AND FINANCIAL STATEMENT

Auditor's Report to Shareholders	115
Financial Statement	116
Income Statement	117
Equity Changes Statement	118
Statement of Cash Flows	119
Disclosure of Notes	120
Bangla Notice of AGM	148
Bangla Translated Financial Statements	149
Attendance Slip & Proxy Form	179



CORPORATE INFORMATION

Board of Directors

Mr. Golam Mainuddin	- Chairman
Mr. Shehzad Munim	- Managing Director
Mr. Md. Mosharraf Hossain Bhuiyan ^{ndc}	- Independent Director
Mr. K. H. Masud Siddiqui	- Non-Executive Director
Mr. Mohammad Moinuddin Abdullah	- Independent Director
Mr. Mikail Shipar	- Independent Director
Mr. Jalal Ahmed	- Non-Executive Director
Mr. Md. Iftikhar-uz-Zaman	- Non-Executive Director
Mr. William Francis Pegel	- Finance Director

Company Secretary

Mr. Md. Azizur Rahman FCS

Audit Committee

Mr. Md. Mosharraf Hossain Bhuiyan ^{ndc}	- Chairman
Mr. K. H. Masud Siddiqui	- Member
Mr. Md. Iftikhar-uz-Zaman	- Member
Mr. Golam Mainuddin	- Member
Mr. Md. Azizur Rahman FCS	- Company Secretary

Board Compensation Committee

Mr. Golam Mainuddin	- Chairman
Mr. Shehzad Munim	- Member
Mr. William Francis Pegel	- Member
Ms. Rumana Rahman	- Secretary

Board CSR Committee

Mr. Mohammad Moinuddin Abdullah	- Chairman
Mr. Shehzad Munim	- Member
Mr. Mikail Shipar	- Member
Mr. Jalal Ahmed	- Member
Mr. Md. Azizur Rahman FCS	- Company Secretary



BRITISH AMERICAN TOBACCO BANGLADESH

Executive Committee

Mr. Shehzad Munim	- Managing Director
Mr. William Francis Pegel	- Finance Director
Mr. S.M. Khaled	- Head of Supply Chain
Ms. Mubina Asaf	- Head of Legal & External Affairs
Ms. Rumana Rahman	- Head of Human Resources
Mr. Rezaul Islam	- Head of Marketing
Mr. Shahed Zubair	- Corporate & Regulatory Affairs Advisor

Internal Audit Manager

Mr. Towhid Akbar

Statutory Auditors

Rahman Rahman Huq, Chartered Accountants

Governance Compliance Auditor

Al-Muqtadir Associates, Chartered Secretaries

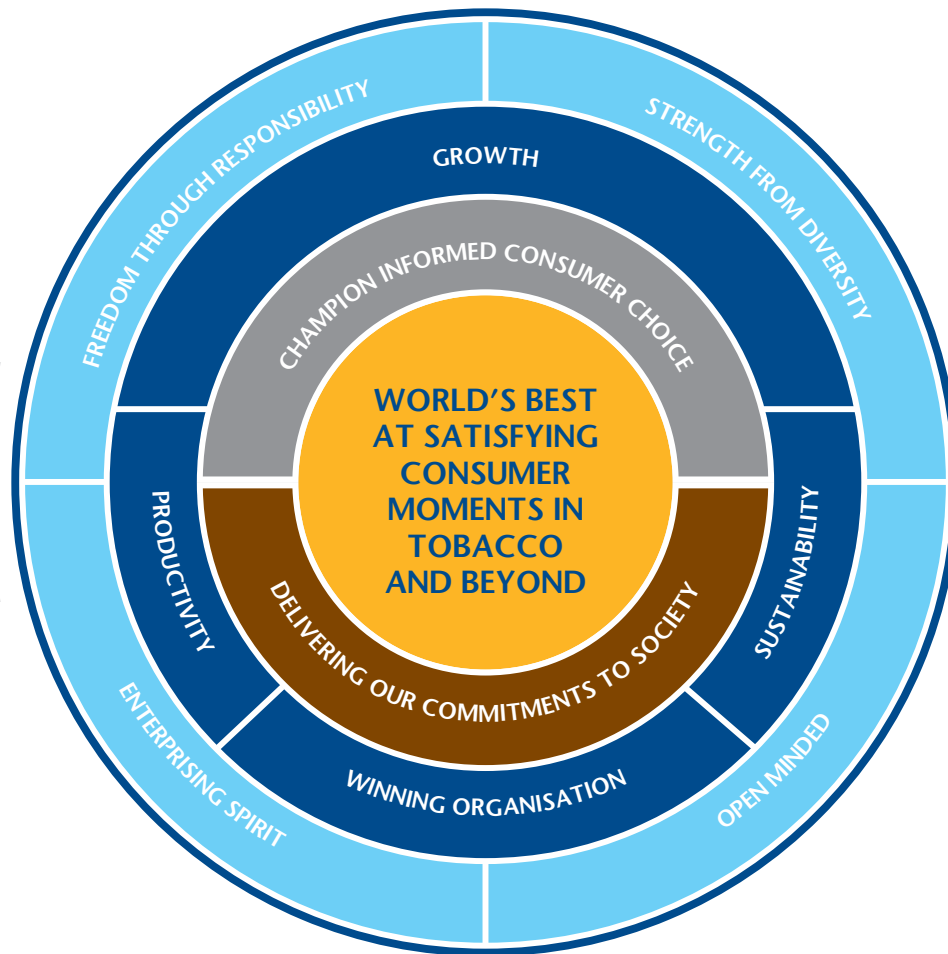
Bankers

Standard Chartered Bank
Hongkong and Shanghai Banking Corporation
Citibank N.A.
Commercial Bank of Ceylon
Sonal Bank
Pubali Bank

Registered Office

British American Tobacco Bangladesh Company Limited
New DOHS Road, Mohakhali, Dhaka 1206
T: +880 2 9842791-5
F: +880 2 9842786
email: md_azizur_rahman@bat.com
www.batbangladesh.com

VISION AND MISSION



Our vision is to be world's best at satisfying consumer moments in tobacco and beyond.

Our mission is delivering our commitments to society, while championing informed consumer choice. We need to continue to ensure that our consumers are fully informed about the choices they are making when they purchase our tobacco products. We recognise that we have a responsibility to offer a choice of products across the risk spectrum, but we will also defend their rights to choose and provide them with the products they want. As society changes, and people's priorities and needs shift, we need to be ready to meet new challenges and take advantage of new opportunities. We are a major international business and with this status comes responsibilities, from being open about the risks of our products to supporting rural communities in the developing world.

Our strategic focus areas are the foundations upon which our strategy is built and they have been in place for many years, but we continue to concentrate on our activities in all four focus areas and constantly review our ways of working. Growth requires development of brands by bringing innovations and new products to meet consumers' evolving needs. Winning organisations consist of great people, great teams and a great place to work. Ensuring a sustainable business that meets stakeholders' expectations is another part of our strategic focus.

(BAT Bangladesh's vision, mission and strategic focus are in line with the BAT group)

OUR GUIDING PRINCIPLES



STRENGTH FROM DIVERSITY

We respect and celebrate each other's differences and enjoy working together. We harness diversity - of our people, cultures, viewpoints, brands, markets and ideas - to strengthen our business. We value what makes each of us unique.



OPEN MINDED

We are forward looking and anticipate consumer needs, winning with innovative, high quality products. We listen to and genuinely consider other perspectives and changing social expectations. We are open to new ways of doing things.



ENTERPRISING SPIRIT

We have the confidence to passionately pursue growth and new opportunities whilst accepting the considered entrepreneurial risk that comes with it. We are bold and strive to overcome challenges. This is the cornerstone of our success.



FREEDOM THROUGH RESPONSIBILITY

We always strive to do the right things, exercising our responsibility to society and other stakeholders. We use our freedom to take decisions and act in the best interest of our consumers.

OUR BUSINESS MODEL

Our business model and strategy delivering value

Our business model describes what we do and, more importantly, how we use our unique strengths and employ our resources and relationships to deliver sustainable growth in earnings. It is built around meeting our consumers' evolving needs and is driven by our strategy to ensure that we are delivering great results today and investing in our long-term future.

What we do

Essentially, we make and market cigarettes, but there is definitely a lot more to it than that. Our sustainable approach to sourcing, production and distribution helps us to create value for a wide range of stakeholders from crop to consumer. They include farmers and their communities, other suppliers, retail and wholesale trade partners, NGOs, governments, regulators and the society at large.



We have a significant interest in tobacco growing and we have expert technicians out in the field who support farmers. We manage our whole supply chain responsibly, including the sourcing of leaf and other materials, and work with suppliers to create a long-term shared understanding of our social, environmental and economic impacts. Without tobacco leaf and other raw materials we would have no products. We aim to ensure sustainable supply chain and bring real benefits to local communities, by promoting good agricultural practices and investing in community projects.

Manufacturing tobacco products is a large-scale operation and we have state-of-the-art manufacturing facilities in the country. We work to ensure that our costs are competitive and that we use our resources as effectively as possible. Our production facilities are designed to meet the needs of an agile and flexible supply chain providing a world-class operational base that is fit for the future. Ensuring leaf and products in right place at the right time at the right quantity is a formidable logistical exercise for which BATB is highly committed. The nature of our business allows us to pool resources on a global scale and maximise efficiency.

Our well-developed distribution channels are critical enablers of our growth strategy, allowing us to roll out innovations on a big scale. We continuously review our route to market, including our relationships with wholesalers, distributors and logistics providers. A good volume is sold by retailers supplied by our exclusive distributors. We encourage to embed best practices at the distributor end as well to ensure regulatory compliance of the cigarette industry as a whole.

We place consumers at the heart of our business. We invest in world-class research to understand changing consumer needs and buying behaviour. This drives our supply chain, product development, innovations, brands and trade activities. We aim to satisfy consumers while addressing stakeholder expectations about how we should market our products. We are developing innovative solutions to evolve our brand portfolio and create more differentiated products. This supports our aim to champion consumer choice and provide a range of products across the risk spectrum.

What Makes Us Different

Our business operates on a set of core strengths and qualities that makes us unique and ensures we can generate value over the long term. The quality of our people is a crucial factor in delivering this and our presence enables us to leverage the value they create on a national level.

What guides us

Our Guiding Principles define how we behave and how we govern our business:

- Enterprising spirit
- Open minded
- Freedom through responsibility
- Strength from diversity

Markets

Brands
We have a successful brand marketing strategy based on sound consumer insights. Our renowned international brands are – Benson & Hedges, John Player Gold Leaf and Pall Mall. Our portfolio of a good number of international as well as local brands is designed to meet a broad array of consumer preferences around the country with the idea of delivering today and investing for tomorrow.

Products
We offer adult consumers a range of products to choose from, including: Benson & Hedges, John Player Gold Leaf, Pall Mall, Capstan, Star, Derby, Pilot and Hollywood. Our range of high-quality products covers all segments, from low to premium.

Leading Presence
BAT Bangladesh has been operating for 105 years. BAT Bangladesh holds robust market position in the cigarette industry. Our brands are leading in the respective segments in the country.

Investment

Innovation
We make significant investments in research and development to deliver innovations that satisfy or anticipate diverse preferences of consumers and generate growth for the business. We also research, develop and test new products to meet changing consumer needs.

Selected investments
Specific targeted investments in new ventures, R&D projects, equipment and services all play a role in our short-term success and in the long-term development of our organisation. They support our strategic ambitions of achieving sustainable growth and working more productively by opening up new ways of working, helping to define new product areas and providing new opportunities for our people.

World-class science
We have an extensive scientific research programme. Our own laboratory plays a useful role in regular quality control and new innovations. We have been focusing research on innovative and less risky tobacco and nicotine products for adult smokers who want a safer alternative to cigarettes. Our work with scientists and public health professionals aims to secure widespread support for tobacco harm reduction, including the regulatory changes needed to bring reduced-risk products to market.

People & Relationship

Our people
We employ more than 1,400 people directly and approximately 52,000 people indirectly as farmers, distributors, and local suppliers. We take great pride in saying that BAT Bangladesh is one of the most preferred employers in the country. It is the people who bring their difference every day that make BAT Bangladesh a great place to work in. We encourage a culture of personal ownership and value our employees' talents. Their diverse perspectives help us to succeed and we recognise their critical role in achieving the goals we set for our business. We value what makes each of us unique.

Our suppliers
We don't own tobacco farms, but we provide agronomy support through our extensive services. Our Social Responsibility in the Tobacco Production Programme encourages continual improvement of the social and environmental performance of the suppliers we buy tobacco leaf from. Through our relationship with leaf suppliers and farmers, we are mitigating the negative social and environmental impacts that tobacco growing can have and helping to provide a reliable source of income.

Our wholesalers, distributors and retailers
Trade marketing is a large part of our activity – managing business-to-business relationships with the retailers our consumers buy from. We place a strong emphasis on being a high-quality supplier to the trade. Our distributors are a great source of strength for us. We work to operate in the most efficient and effective way so that retailers can offer the products our consumers want to buy, where they want them and when they want them.

Our Shareholders
BAT Bangladesh treats all its shareholders with honour and respect. In the extreme volatile situation and economic downturn the Company continued to deliver for the shareholders. The efficiency that the management has delivered is always in favour of our shareholders' welfare.

Our Stakeholders
BAT Bangladesh tries to keep harmony with all of its valuable stakeholders. We keep contributing to our stakeholders sincerely. In the last year, we once again ensured that our contribution to government is very significant by being the highest tax payer in 2015. BAT Bangladesh contributed two-thirds of the revenue derived from the cigarette industry in 2015. BAT Bangladesh contributed over 11,051 crore as taxes to the National Exchequer.

Workplace & Society

Our Culture
Our people work in harmony with others in a diversified culture free from any type of discrimination. We are committed to providing a safe working environment for our employees and treat all our colleagues and business partners inclusively with dignity and with respect.

Our Contribution to the Society
As a responsible Company, BAT Bangladesh's CSI (Corporate Social Investment) portfolio includes three flagship CSI programmes under the sustainable agriculture and environment theme. These are Afforestation, Safe Drinking Water and Solar Home Systems. All three projects are structured in perfect alignment with the sustainable Development Goals of the United Nations.



CHAIRMAN'S STATEMENT

Welcome to our Annual Report for 2015. Your Company aims at delivering results that will ensure sustainable growth for the business and and at the same time will deliver long term value to the shareholders and other stakeholders. As an industry leader, British American Tobacco Bangladesh looks towards continuous improvement of standards of corporate governance by incorporating global best practices.

Golam Mainuddin

Chairman

British American Tobacco Bangladesh

CHAIRMAN'S STATEMENT

Welcome to our Annual Report for 2015. Your Company aims at delivering results that will ensure sustainable growth for the business and at the same time will deliver long term value to the shareholders and other stakeholders. As an industry leader, British American Tobacco Bangladesh looks towards continuous improvement of standards of corporate governance by incorporating global best practices.

Your Company continued to perform well during 2015 despite severe political disturbances in the first few months of the year. The management handled the supply chain issues effectively and efficiently and kept the production in the cigarette factory and distribution in market place without any shortfall and interruption. The overall Company performance was driven by revenue growth, increased market share effective cost management and productivity initiative across the Company. This result was achieved due to hard work of our People, guidance of our Board of Directors, dedication of our Executive Committee members and leadership of our Managing Director who led the business to deliver such results. The Company is giving top most priority in respect of the retrospective claim of VAT and Supplementary duty by NBR on our brands Pilot and Bristol and the matter is currently awaiting outcome from the honorable High Court.

Business Performance

The Company increased its profit before tax to BDT 1,246 Crores, which is up by 14.66% but due to changes of corporate tax rates in the budget, the profit after tax decreased by BDT 41 Crores to BDT 587 Crores. We effectively served all our stakeholders even during the unstable period. This success continues to deliver for our shareholders and is reflected in earnings per share for 2015 to BDT 97.43 after taking the impact of increase in tax. The share price of the Company has recorded new levels in both Stock Exchanges of the country (BDT 3,177 highest traded price in stock exchange) leading to value addition to our Shareholders. Considering business performance, cash flow and shareholder's investment, the

Board has recommended a total cash dividend of BDT 55 per share (i.e. 2.08% of trading share price on record date). Sales volume increased by 9% with higher growth in the low segment offsetting the decline in the upper three segments. Under the current market dynamics, the industry growth will be driven by Low segment.

Investment

The Company invested in the capacity enhancement of our production facilities, safety & security of our people, and plant & machinery.

Contribution to the National Exchequer

The Company contributes about two-thirds of the total tax collection to the National Exchequer from the cigarette industry. In 2015, the Company contributed BDT 11,051 crores as supplementary duty; value added tax and other levies which make the Company the highest taxpayer in Bangladesh. This represents an increase of BDT 1,044 crores compared to previous year. The Company will continue to support Government proposals that establish a sustainable level of tax contribution to the National Exchequer while ensuring a sustainable growth for the Industry. However, this is a matured industry and it must not be stretched without considering the market dynamics and its ability to absorb price increases. It may be noted that leaf export volume is continuously facing challenges due to 10% export duty in Bangladesh against the incentives on export from China and India.

Taxation Challenges

Currently, tobacco pricing policies of the Government is very much challenging. The indexing gap between the low segment and the upper segments has further widened which is causing down trading to the low segment. This trend continues to be a matter of concern as it negatively impacts not only BATB but also Government's revenue earning capacity from the cigarette industry. Therefore, we continue to engage with policy makers to ensure that balanced taxation policies are implemented and the down trading is reduced for the sustainability of the industry.

Board of Directors

The Board of Directors of the Company consists of nine Directors. Out of the nine members in the Board, seven are non-executive Directors including three independent Directors and most of whom are also Secretaries of the Bangladesh Government. Mr. Md. Iftikhar-Uz-Zaman, new Managing Director, ICB was appointed in our Board in place of Mr. Md. Fayekuzzaman effective from 22 February 2016. Mr. K. H. Masud Siddiqui, former Secretary of the Government was appointed as Non-Executive Director effective from 15 March 2016. Mr. Mohammad Moinuddin Abdullah, Secretary, Ministry of Agriculture was re-appointed as Independent Director. Mr. Mikail Shipar, Secretary, Ministry of Labour & Employment, was also appointed as an Independent Director by the Board of Directors which would be approved in 43rd Annual General Meeting (AGM) of the Company. Throughout different Board meetings during the year, your Board has considered and approved different important business proposals to ensure sustainable business growth and played a catalytic role in protecting your interests. The Board assessment of the key risks and uncertainty, facing the Company broadly remains unchanged particularly regarding tax rate increase, anti-tobacco campaigns leading to illicit trade and regulatory drives. I sincerely thank all of our Board Members for their contributions which enabled the Management to achieve sustainable results during 2015.

Governance Compliance Audit

KPMG Rahman Rahman Huq, Chartered Accountants, have been appointed by the shareholders in last AGM as the new statutory Auditor of the Company for the year 2015. Apart from that Al-Muqtadir Associates, Chartered Secretaries, carried out the Corporate Governance Compliance Audit to certify the fulfilment of the requirements of Bangladesh Securities and Exchange Commission (BSEC) Guidelines.

Awards and Recognition

I am very pleased to report that, this year BAT Bangladesh has won some significant awards from different national and international credible

organisations. In 2015 the Company was awarded with 'ICSB Corporate Governance Excellence Award', 'Most Female Friendly Organisation' Award, 'National Productivity and Quality Excellence' Award and 'Asia Responsible Entrepreneurship Awards' for water filtration Project- Probaho. Over the year, the Company was also awarded with 19 local Government awards (1st prize) for Afforestation.

Guiding Principles

Our Guiding Principles have long been at the core of our culture. They guide our behaviour and describe how they align with our vision. The Principles also underpin our approach to good Corporate Governance, as it is set out in the governance section of the Directors' Report. The Standards of Business Conduct guides us in our day to day workplace behaviour and work.

Appreciation

2015 has been a successful year despite huge external challenges. As for 2016 and beyond, I know our management team and our people are ready to meet the challenges ahead. I am confident that with our proven strategy, well drawn plan, powerful brands, talented people and continuous focus on efficiency and productivity, we will deliver value to our shareholders in the short and long-term. The Company is positioned to continue to deliver profit and dividend growth as well as remarkable contribution to the Government's exchequer for many years to come. I would like to express my sincere appreciation to you all, our valued Customers, Suppliers, Distributors, Members of Board, Members of Executive Committee, Managers, Employees of the Company, NBR and other relevant authorities of the Government of the Peoples' Republic of Bangladesh for their support and cooperation. I wish the Company every success in the future.

Golam Mainuddin
Chairman
British American Tobacco Bangladesh



HIGHEST TAX PAYER

BAT Bangladesh aspires to be a leader in every sector the company operates – whether it is to the shareholders, employees, business partners or any other relevant internal and external stakeholders. The organisation continues to contribute approximately two-thirds of the revenue derived from the industry. In 2015, BAT Bangladesh has contributed over BDT 11,051 crores as taxes to the National Exchequer, establishing the title of the highest taxpayer to the Government. The company will continue to support government proposals that allow for a sustainable level of tax contribution to the National Exchequer while ensuring a sustainable growth for the industry.



MANAGING DIRECTOR'S OVERVIEW

'Being a partner in sustainable development of our country, BAT Bangladesh is committed to playing the role as a responsible corporate citizen and contributing to the economy with the idea of delivering today and investing for tomorrow.'

Shehzad Munim
Managing Director
British American Tobacco Bangladesh

Highlights



Paid BDT **11,051** crores
to the Government as Taxes

+10.43 percent
Increased taxes contribution

Our Business Performance

The Company Management is pleased to report another successful year achieving growth in volume, market share and turnover despite external and competitive challenges in 2015. This growth was achieved through a focused business strategy that was supported and implemented by our employees across all business functions. Sales volume increased by 9% with higher growth in the low segment offsetting the decline in the upper three segments. The indexing gap between the low segment and the upper segments has further widened which is causing down trading to the low segment. This trend continues to be a matter of concern as it negatively impacts not only BATB but also Government's revenue earning capacity from the cigarette industry. Therefore, we continue to engage with policy makers to ensure that balanced taxation policies are implemented and the down trading is reduced for the sustainability of the industry.

On the other hand, the Company also set another milestone contributing BDT 11,051 crores in Government's exchequer as taxes which sustains our position as the largest taxpayer in the country. In last five years, the Company contributed over 40,000 crores in taxes. However, profit after tax and EPS is down by 6.49% & 6.94% respectively due to increased corporate tax with retrospective effect.

Apart from sustainable business performance, we are proud of the external recognition for versatile excellences on Good Corporate Governance and Corporate Social Responsibilities.

Our Concern

Unlike other industries, price of cigarettes are decided by the government through the four price slaps. The Industry share in low segment has increased further from 67% to 74% especially due to the disproportionate price increase in the last national budget. We believe that the growth of this segment is driven by the lack of continuous price increases in low segment while the other segments continue to experience consistent price increase. The down trading in this segment is a major concern for BATB and we

believe that government revenue is lagging due to the smokers' down trading to this segment. Therefore, Government should find the right pricing strategy for optimizing revenue considering current dynamics of cigarette industry in order to reduce down trading. In order to increase the government revenue from the cigarette industry, the pricing strategy required to be worked out in the next national budget which will facilitate the sustainability of revenue growth and profitability of the manufacturer.

We support sound regulations backed by robust evidence and thorough research that shows it will help achieve the objective of reducing the harm resulting from tobacco use. However, measures such as excessive taxes increase on tobacco products and the tobacco regulations which are difficult to implement, do more to disrupt orderly markets and little to further their intended aims. In fact, they create ideal conditions for counterfeiters and smugglers to thrive. We are committed to leading our industry and providing an example for others by engaging openly on regulatory issues, while also working with government's authorities to fight the illegal tobacco trade.

Moreover, any further increase in prices of the premium cigarette products is naturally a concern for the Company. The price of premium cigarette is already approximately 40% higher than the Premium duty free cigarettes. Hence any further price increase in this category will certainly fuel the illegal cigarette problem which has significant Government revenue implication. Since, this is a matured industry; it must not be stretched without considering the market dynamics and its ability to absorb price increases.

The Company firmly hopes that the Government will reinstate investment-friendly corporate tax structures in the upcoming National Budget. Cigarettes are highly taxed and there is no example of discriminated corporate tax anywhere in the world for Tobacco Company which is listed with stock exchanges.

On November 2013, the Large Taxpayers' Unit-Value Added Tax (LTU-VAT) authority of National Board of Revenue (NBR) claimed BDT 1,924 crores

as retrospective tax demand from the Company for the sale of the brands Bristol and Pilot during the years 2009 to 2013. The Company immediately protested the said claim to the Commissioner LTU-VAT as well as the NBR and also engaged with the senior relevant officials of the Government. The Company also filed two writ petitions before the High Court challenging the retrospective Tax demand which is currently pending. Furthermore, the principle of VAT is to collect taxes from the consumers on the basis of consumption and it will now be impossible to realise the additional taxes from them. As such, the Company strongly believes that the demand to pay the taxes is devoid of logic and fairness and against the VAT law. This has also been confirmed by the Ministry of Law's opinion on this issue. We are giving top most priority to resolve the issue.

Our Leadership

We worked together to fight the odds and overcame all kinds of challenges. Without the support of our respected Board, Shareholders and Stakeholders, our continued success would not be possible. Our talented people and great leaders worked efficiently and effectively in delivering remarkable business results. This makes us one of the most preferred employers of the country.

Responsible Business Operation

The organisation is committed to environment friendly responsible operations for its crop to consumer business. BATBs ongoing practice towards ensuring environment, health & safety for its employees and business partners has been a symbol of good governance over the years. In the last year, the green leaf threshing plant at Kushtia completed a commendable record of 5 years accident-free operations, earning the organisation the prestigious safety award within the BAT group.

Our Commitment

We have the expertise, the talented people and the passion to succeed. The Company passionately believes that success and responsibility go together. As the number one private-sector taxpayer of the

country, we will continue to play our part as a responsible corporate citizen and contribute to the economy of the country with the idea of delivering today and investing for tomorrow.

Our Future Prospect

With the economic growth in progress, we have shown a consistent ability to improve our operating margin and to increase our market share. However, we see challenges in 2016 and we are confident to overcome the challenges through our strong brand portfolio, market-leading innovations and an outstanding range of high-quality products. Regardless of the uncertainties that lay ahead, as a Company, we will continue to focus on meeting consumer expectations through our strengthened brand portfolio. We are also committed to our communities where we operate by enhancing their livelihoods through afforestation programme, by providing safe drinking water and solar home systems in the off-grid locations. All our efforts are complementing government's continuous journey towards newly assigned Sustainable Development Goals. Combined with the resilient support of our employees, business partners and relevant stakeholders, we will navigate the business towards excellence and will present another successful year for our shareholders.

Our Gratitude

I express my sincere thanks to all the stakeholders of the Company for their confidence in us and valuable contribution to the Company throughout 2015. The guidance from our Board of Directors has always been instrumental in shaping the success of the Company. We are grateful to millions of our consumers who have been with us along with their smart choice and dedication towards us and our brands. We believe passionately in building value for our consumers and Shareholders.

Shehzad Munim
Managing Director
British American Tobacco Bangladesh

A LEGACY OF 105 YEARS

1910

The Company began its journey as Imperial Tobacco in this part of the world in 1910 and set up its first sales depot at Amanmole in Dhaka.



1921

Latif Khajuria Chandra Dal started business with the Company in 1921 making S. C. Dal the oldest distributor house of British American Tobacco Bangladesh. The distributor house still continues to function with the Company.



1954

Pakistan Tobacco Company established its first cigarette factory at East Tobacco at Faisalabad, Pakistan.



1972

After independence, Pakistan Tobacco Company became Bangladesh Tobacco Company.




1980

Bangladesh Tobacco Company initiated its plantation programme throughout the country.



1995

In 1977, Red Army Dist (R.A.D.) was established in Kishore. During the period, Kishore Factory used to do the press leaf finishing. In 1995, a complete Green & Chemical Dist (G.C.D.) was established in Kishore.



2003

New corporate Head Office (Nirama) was built at Kishore Factory site.



2015

British American Tobacco Bangladesh celebrates 105 years of business in Bangladesh. The desire to commemorate the memorable moment is 'Legacy of Excellence'.

105 years
A Legacy of Excellence

AGM

INVITATION

for our Shareholders

43rd

ANNUAL GENERAL MEETING
OF BRITISH AMERICAN TOBACCO BANGLADESH

will be held at

Pan Pacific Sonargaon
107 Kazi Nazrul Islam Avenue
Dhaka 1215, Bangladesh

on Tuesday 12 April 2016
at 10:30 AM



AGM Helpline

Md. Atiqur Rahman
Dewan Rahat Islam

Tel: +880 2 9842791-5 Ext-394 & 635

Fax: +88 2 9842786



NOTICE OF THE 43rd ANNUAL GENERAL MEETING

Notice is hereby given that the 43rd Annual General Meeting (AGM) of British American Tobacco Bangladesh Company Limited will be held on Tuesday, 12 April 2016, at 10:30 am at the Ballroom of Pan Pacific Sonargaon Hotel, 107 Kazi Nazrul Islam Avenue, Dhaka 1215, for transaction of the following businesses:

1. To receive, consider and adopt the Financial Statements of the Company for the year ended 31 December 2015, and the Reports of the Directors and the Auditors thereon.
2. To approve cash Dividend for the year ended 31 December 2015.
3. To elect Directors and to approve the appointment of Independent Directors.
4. To appoint the Statutory Auditors for the year 2016 and to fix their remuneration.

By order of the Board

Md. Azizur Rahman FCS
Company Secretary

21 March 2016

Notes:

- Shareholders whose names appear on the Members/Depository Register on the Record Date i.e. 14 March 2016 shall be eligible to attend the 43rd AGM of the Company and to receive the Dividend.
- A Shareholder wishing to appoint a Proxy must deposit the Proxy Form, duly stamped, at the Company's Registered Office by 10:30 am of 10 April 2016.
- Only Shareholders or their validly appointed proxies shall be allowed to have access to the registration process to attend the meeting.
- Admission into the auditorium will be allowed strictly on submission of the attendance slip sent with the Notice.
- No children will be allowed at the AGM.

BOARD OF DIRECTORS



Seated Left to Right: Mr. K. H. Masud Siddiqui, Non-Executive Director; Former Secretary of the Government
Mr. Md. Mosharraf Hossain Bhuiyan ndc, Independent Director; Secretary, Ministry of Industries
Mr. Golam Mainuddin, Chairman | Mr. Shehzad Munim, Managing Director

Standing Left to Right: Mr. Mikail Shipar, Independent Director, Secretary, Ministry of Labour and Employment | Mr. William Francis Pegel, Finance Director | Mr. Md. Fayekuzzaman, Former Director | Mr. Jalal Ahmed, Non-Executive Director; Additional Secretary, Ministry of Finance | Mr. Md. Iftikhar-uz-Zaman, Non-Executive Director, Managing Director, ICB | Mr. Mohammad Moinuddin Abdullah, Independent Director; Secretary, Ministry of Agriculture | Mr. Md. Azizur Rahman FCS, Company Secretary

Mr. Golam Mainuddin, Chairman

Mr. Golam Mainuddin has been the Chairman of British American Tobacco Bangladesh since August 2008. After obtaining his Master of science degree from Dhaka University, Mr. Mainuddin pursued the first 25 years of his career in the Agro-based industry followed by corporate management till to-date. He was a Tea Garden Manager at Duncan Brothers (Multinational Company) from 1969 to 1982, and then joined BAT Bangladesh to soon become the Head of Leaf in 1985. He was appointed to the Board of Directors in 1986, and was promoted as Deputy Managing Director in 1997. Over the 26 years in BAT Bangladesh as management, he was instrumental in achieving self-sufficiency in cigarette production with strong focus on quality improvements to meet the international standards required for domestic use and export purposes while driving wider introduction of Bangladesh Tobacco in the world market. He played a key role in popularizing the tree plantation program of BAT Bangladesh, which is greatly recognized throughout the country. He played a leading role in the introduction and enforcement of Tax stamp and Bandaroles in the Cigarette Industry in order to create level playing field for the manufacturers. He was instrumental as Vice-Chairman of BCMA to go for industry wise price increase for the sustainability of the business and growth in Govt. revenue collection. Mr. Mainuddin also served as an Independent Director and the Chairman of the Audit Committee of Advanced Chemical Industries Bangladesh Ltd. (ACI), Independent Director and Chairman of Audit Committee of Apex Footwear Ltd. and the Director of Infrastructure Investment Facilitation Company (IIFC) at the Ministry of Finance, Govt. of Bangladesh. He also served as the Director, Federation of Bangladesh Chambers of Commerce and Industry (FBCCI), a Committee member of Metropolitan Chambers of Commerce and Industry (MCCI) and an Executive Committee Member of Bangladesh Employers' Federation (BEF). Currently, he is the Vice-President of Bangladesh Employers' Federation. He was declared as CIP (Commercially Important Person) by the Government of Bangladesh for the year 2010 and 2012.



Mr. Shehzad Munim Managing Director

Mr. Shehzad Munim joined BAT Bangladesh as Territory Officer in 1997 after graduating from the Institute of Business Administration (IBA) of Dhaka University. He worked in different marketing roles within BAT Bangladesh before taking up assignments in BAT New Zealand as Group Brand Manager in 2003. There he subsequently took over the role of Head of Brand Marketing in 2005. In 2006 he took the challenge of developing the innovations process in BAT Australasia as Product and Packaging Innovations Manager. Mr. Shehzad Munim returned to BAT Bangladesh in 2007 as Head of Brand Marketing. In 2008 he assumed the role of Head of Marketing Bangladesh and delivered very strong business results. After completing a very successful tenure as Head of Marketing in Bangladesh, he took over the challenging role of Area Head of Marketing, South Asia Area. Mr. Shehzad Munim has been appointed as one of the Non-Executive Directors of BAT Bangladesh in October 2010. He has been appointed as the Managing Director of BAT Bangladesh in 2013 and is the first Bangladeshi to become the Managing Director of BAT Bangladesh.



Mr. Md. Mosharraf Hossain Bhuiyan, Independent Director

Mr. Md. Mosharraf Hossain Bhuiyan joined the Ministry of Industries as the Secretary on October 2014. He started his career as a Civil Servant of Bangladesh under BCS : Audit and Accounts Cadre, where he joined on 30 January, 1981. During the early stages of his service life, Mr Bhuiyan worked in different offices under the Comptroller and Auditor General (C&AG) of Bangladesh. After that in 1999 Mr. Bhuiyan was appointed as the Additional Director General (Member, Finance) of Bangladesh Water Development Board. He held the position of Deputy Secretary, Joint Secretary and Additional Secretary of different ministries including the Ministries of Commerce, Education and Finance. He was incumbent to the position of Secretary in-charge of Bridges Division under the Ministry of Communications on February 2010 and promoted as a Secretary in the same Division on July 2010. In November 2011, he was appointed as the Executive Chairman of Bangladesh Economic Zones Authority under Prime Minister's Office. He also served as a member of Privatization Commission under PMO from January 2014 to October 2014. Mr. Bhuiyan obtained his Honours and Master's degrees in Economics with achievements from the University of Dhaka. He also obtained an MA degree in Development Economics from Williams College, USA in 1992. In addition, he took part in several significant training courses, including 'Asia-Pacific Course on Security Studies' in Hawaii, USA, 'Managing at the top (MATT)' in Dhaka and Singapore and NDC course in National Defence College, Dhaka. Alongside his professional responsibilities, Mr. Bhuiyan is closely involved with social development activities. He is the President of Narsingdi Thana Jonokollyan Somity, President of Benuka Institute of Fine Arts, Life Member of Bangladesh Economic Association and Bangla Academy. He is also the Secretary General of BCS'81 Forum. Mr. Bhuiyan had the opportunity to travel many countries of the world such as India, Pakistan, Nepal, Myanmar, Thailand, Malaysia, Indonesia, Singapore, Srilanka, Iran, Turkey, UAE, Qatar, Saudi Arabia, Japan, China, Hongkong, United Kingdom, Belgium, Netherlands, Denmark, Switzerland, USA, Canada, Australia, South Africa, Tanzania and Ghana. The pleasant journeys around the world prompted Mr. Bhuiyan to write two books on his travel experiences which were published in 2013 and 2014 respectively from Biddyaaprakash. He is the father of one son and two daughters.



Mr. K. H. Masud Siddiqui, Non- Executive Director

Mr. K H Masud Siddiqui joined the Bangladesh Civil Service in 1982 after completion of his Masters in the University of Dhaka. He has also earned MA degree in Economics from the University of Manchester, England. He further received a Post Graduate Diploma in Development Administration and Management from UK. He was appointed as Secretary of the Ministry of Industries on September 2010 and then appointed as Secretary of Ministry of Liberation War Affairs in 2012. Before this, Mr. Siddiqui led Bangladesh Chemical Industries Corporation as the Chairman. In his around 33 years successful career in civil service he held several important positions in both field administration and different Ministries. He also worked in the Prime Minister's Office in the capacity of Director. Mr. Siddiqui joined the Board of Directors of BAT Bangladesh as Independent Director in October 2010 representing Government's shares in the Company. After moving to Ministry of Liberation War Affairs, Mr. Siddiqui has been re-appointed in the Company as the Independent Director as well as the member of Audit Committee. Mr. Siddiqui is also a writer. He has got five publications to his credit, such as 'Lok Shadhonar Sangskriti', 'Tasauf and Other Contexts', 'Malgoody Days', and 'Behongo Abolokon'.



Mr. Mohammad Moinuddin Abdullah, Independent Director

Mr. Mohammad Moinuddin Abdullah was appointed as Independent Director in the Board of Directors of BAT Bangladesh in October 2012. He was appointed in the Ministry of Agriculture in March 2016. Mr. Abdullah joined Bangladesh Civil Service (Administration Cadre) in 1983 and has been serving for nearly 33 years. He was appointed as the Secretary of Ministry of Housing & Public Works in 2014, Secretary of Ministry of Industries in 2012, Divisional Commissioner of Dhaka in 2010, Director General of Prime Minister's Office as Additional Secretary in 2009, Joint Secretary of Cabinet Division in 2008. He had been the Chairman of KAFCO representing Government share, for more than 2 years, during his tenure as secretary of Ministry of Industries. Mr. Abdullah obtained his Honours and Masters Degree in Soil Science from the University of Dhaka. In 1994, he received the International training on 'Planning & Appraisal of Rural Development Project' from UK. He is involved with social and educational organisations for the development of the country.



Mr. Mikail Shipar, Independent Director

Mr. Mikail Shipar has been working as Secretary, Ministry of Labour and Employment, Government of the People's Republic of Bangladesh since February, 2012. He was appointed as Independent Director of BAT Bangladesh in March 2016. He joined the Bangladesh Civil Service, Administration cadre in 1983. He possesses vast experience in administrative duties including Magistracy, Field Administration and also held the post of Director General (Administration) in Prime Minister's Office. Moreover, he has also experience in diplomatic arena as First Secretary in the Bangladesh Deputy High Commission in Kolkata, India. He was awarded with his MS degree in Agricultural Extension from the Institute of Post Graduate Studies in Agriculture, Gazipur, Dhaka. He graduated from Bangladesh Agricultural University, Mymensing in 1981. He got training on Agricultural Research Management from Hyderabad, India and Women in Development from AIT, Bangkok. He was National Commissioner of Bangladesh Scouts and also held the position of Chairmen of Governing body Dhaka Women's College, Uttara, Dhaka.



Mr. Jalal Ahmed,
Non-Executive Director



Mr. Jalal Ahmed, born in 1961, has obtained his Honours and Masters in Public Administration from the University of Dhaka in 1981-1982. He has been in Bangladesh Civil Service (Administration Cadre) for 33 years. He was the Vice Chairman of Export Promotion Bureau from August 2010 to October 2011. During that period, the Country attained highest export growth in the history. He was the Chairman of Bangladesh Oil, Gas and Minerals Corporation (Petrobangla) and Chief Metropolitan Magistrate, Dhaka, earlier. He served as Deputy Commissioner in two Districts Thakurgaon and Faridpur. Mr. Jalal Ahmed joined Ministry of Finance as Additional Secretary in September 2012. He represents IFIC Bank Ltd, Bangladesh Submarine Cable Company, Bangladesh Telecommunication Company and Bangladesh Services Limited as a Director. Currently he is Chairman of the Board of Directors of a joint venture Bank, Nepal Bangladesh Bank Ltd. (NBBL) in Kathmandu, Nepal. He joined the Board of Directors of BAT Bangladesh in October 2012 and then has been appointed as a member of Board CSR Committee. Besides, he is an ardent nature lover and a bird-photographer.

Mr. Md. Iftikhar-uz-Zaman,
Non-Executive Director



Mr. Md. Iftikhar-uz-Zaman has been appointed as the Managing Director of Investment Corporation of Bangladesh (ICB) effective from 4 February 2016. Prior to this position, he had been Deputy Managing Director of Janata Bank Ltd and ICB. Before that he was General Manager of ICB. He joined ICB in 1983 as a Senior Officer, enriched with the store of expertise of development & investment banking with supervisory and managerial capability having served in senior management position for a long time. He is a seasoned professional and has strong knowledge on Capital Market. He has remarkable expertise in public relations. He has reached the pinnacle of his organisation with his outstanding efforts and skill. He has been sharing his professional expertise as the Chairman of ICB Capital Management Ltd. Being Managing Director of ICB, he is now serving as the Director of Linde Bangladesh Limited, GlaxoSmithKline Bangladesh Ltd. (GSK), Renata Limited, Bangladesh Krishi Gobeshona Endowment Trust (BKGET), Credit Rating Agency of Bangladesh Ltd. (CRAB), Credit Rating Information and Services Ltd. (CRISL), Standard Bank Limited, National Tea Company Limited, Apex Tanary Limited, Central Depository Bangladesh Ltd. (CDBL), CAPM Venture Capital & Finance Ltd. (CVCFL) and some other Directorship.

**Mr. William Francis Pegel,
Finance Director**

Mr. William Pegel joined British American Tobacco Bangladesh as Finance Director in 2014. William has over 17 years of experience in various BAT companies and successfully performed the role of Finance Director in various end markets including New Zealand, PNG and Ghana and has held senior finance roles within BAT Australia and BAT South Africa since 1996. Prior to joining BAT Bangladesh, William was an integral member of the Australasian Finance Leadership Team and Supply Chain Leadership Team displaying strong leadership and business acumen. William is a certified Chartered Accountant from the South African Institute of Chartered Accountancy.



**Md. Azizur Rahman FCS,
Company Secretary**

Mr. Md. Azizur Rahman is a fellow (FCS) of the Institute of Chartered Secretaries of Bangladesh and an associate member of Internal Audit Institute. After obtaining his Master's degree in Accounting from the University of Dhaka, he completed Chartered Accountancy course at ICAB. He then obtained the Chartered Secretary professional degree from ICSB. Mr. Rahman joined BAT Bangladesh in March 2002 in Company Secretarial functions. In his 23 years of career span, he took the challenges of cross functional assignments which developed his expertise in areas like corporate affairs, finance, audit, corporate banking and records management. He has the credit of developing the digitalised records and control of the vast storage of BATB records. Apart from his diverse role as Company Secretary, he is also Secretary of the Audit Committee, Board CSR Committee and Trust Funds of the Company. Mr. Rahman performs as visiting lecturer on corporate affairs in different private universities and professional institutes. As a resource person, he has also conducted professional management courses at various levels. In his capacity as the Director General of Intellectual Property Association of Bangladesh (IPAB) and Vice-Chairman of IP Committee of FBCCI, he performs with different national and international organisations for addressing IPR issues in Bangladesh.



EXECUTIVE COMMITTEE



Mr. Shehzad Munim, Managing Director

Mr. Shehzad Munim joined BAT Bangladesh as Territory Officer in 1997 after graduating from the Institute of Business Administration (IBA) of Dhaka University. He worked in different marketing roles within BAT Bangladesh before taking up assignments in BAT New Zealand as Group Brand Manager in 2003. There he subsequently took over the role of Head of Brand Marketing in 2005. In 2006 he took the challenge of developing the innovations process in BAT Australasia as Product and Packaging Innovations Manager. Mr. Shehzad Munim returned to BAT Bangladesh in 2007 as Head of Brand Marketing. In 2008 he assumed the role of Head of Marketing Bangladesh and delivered very strong business results. After completing a very successful tenure as Head of Marketing in Bangladesh, he took over the challenging role of Area Head of Marketing, South Asia Area. Mr. Shehzad Munim has been appointed as one of the Non-Executive Directors of BAT Bangladesh in October 2010. He has been appointed as the Managing Director of BAT Bangladesh in 2013 and is the first Bangladeshi to become the Managing Director of BAT Bangladesh.



Mr. William Francis Pegel, Finance Director

Mr. William Pegel joined British American Tobacco Bangladesh as Finance Director in 2014. William has over 17 years of experience in various BAT companies and successfully performed the role of Finance Director in various end markets including New Zealand, PNG and Ghana and has held senior finance roles within BAT Australia and BAT South Africa since 1996. Prior to joining BAT Bangladesh, William was an integral member of the Australasian Finance Leadership Team and Supply Chain Leadership Team displaying strong leadership and business acumen. William is a certified Chartered Accountant from the South African Institute of Chartered Accountancy.





Mr. Saifuddin Mohammad Khaled, Head of Supply Chain

Mr. Saifuddin Mohammad Khaled joined British American Tobacco in Bangladesh as Technical Assistant in 1988 after graduating from Indian Institute of Technology, Bombay. Over the years, he has played different front line & strategic roles in Supply Chain. Mr. Khaled left BAT in 1992 to work for Reckitt Benckiser as Regional Head of Supply Chain, West Coast Africa. He re-joined BAT Bangladesh in 2002. He was seconded to Ceylon Tobacco Company as Head of Supply Chain in 2010 and returned to BAT Bangladesh as Head of Supply Chain in 2012.



Ms. Rumana Rahman, Head of Human Resources

Ms. Rumana Rahman joined BAT Bangladesh in 2001 as a Management Trainee and performed in various roles covering specialist areas like reward, talent and generalist streams of business partnering including the area of Supply Chain HR. Before taking over the Head of HR role, she was posted in Hong Kong, Asia Pacific Regional Office as the Regional HR Planning & Reporting Manager. Ms. Rumana Rahman is the first Bangladeshi female Top Team member of BAT Bangladesh.

Ms. Mubina Asaf, Head of Legal & External Affairs

Ms. Mubina Asaf has over 17 years of experience in Legal profession. Before joining BAT Bangladesh, she was one of the senior partners of a law firm named 'Maxima Legal'. Prior to that, she worked for Attorney General's Office, Government of Bangladesh as an Assistant Attorney General, and then as a Deputy Attorney General of Bangladesh for more than 7 years. Before that, she was an associate of 'Rokanuddin Mahmud and Associates' where she independently rendered legal advice and provided assistance to clients from time to time on commercial and company matters. Ms. Mubina completed her LL.B. (Honours) and LL.M. from University of Dhaka. She also did a Diploma in Maritime Law from an Australian University Program. She enrolled herself as an Advocate of the Dhaka District Court, High Court Division and Appellate Division of the Supreme Court of Bangladesh.



Mr. Rezaul Islam, Head of Marketing

Mr. Rezaul Islam joined BAT Bangladesh as Territory Officer in 2000 after completing his Master's degree from the Institute of Business Administration (IBA) of Dhaka University. Mr. Islam worked in different roles within BAT Bangladesh Marketing department before being seconded to BAT Iran as Brand Manager-VFM in 2006 and subsequently took over the role of Group Brand Manager in BAT Iran in 2007, leading the brand team in the most difficult period of Iran business. In 2008, he took the challenge as Area Brand Manager in PTC. In 2010, he became the Head of Business Development in BAT Japan, leading ATSM adaptation there. In 2013, he assumed the role of Head of Trade Marketing and Distribution in BAT Japan, delivering strong business results. Having played various roles in Marketing (Brand and Trade) at an end market/Area level, Mr. Islam has been appointed as the Head of Marketing of BAT Bangladesh in 2015.



Mr. Shahed Zubair, Corporate and Regulatory Affairs Adviser

Mr. Shahed Zubair completed his Bachelors in Electrical and Electronics Engineering from Bangladesh University of Engineering and Technology (BUET), Dhaka and Masters in Business Administration from IBA, Dhaka University. He joined BAT Bangladesh in 2007 as Corporate Communications Manager. Before that he served in Nestle, Unilever and Banglalink, where he gained diverse knowledge and experience. He moved to the role of Regulatory Affairs Manager in 2007 and was then transferred to BAT Australia working as Area Internal Communications Manager as well as Strategy and Planning Manager in Corporate and Regulatory Affairs (CORA) function. He has over 19 years of experience in global FMCG and Telecommunications. Mr. Zubair re-joined BAT Bangladesh as Head of Corporate and Regulatory Affairs in 2012. In 2015 he has taken up the role of Corporate and Regulatory Affairs Adviser.



CORPORATE GOVERNANCE STATEMENT - 2015

At BATB, we recognise that governance is a three-way traffic - it involves stronger attention to business, all operations being transparent and invites larger involvement of the stakeholders

The Board of Directors of BAT Bangladesh acknowledges that the Company, being a listed business entity, it has a role to play in upholding the interests of all its stakeholders. Strong corporate governance works as the backbone of an upright organization. The Company and its Board of Directors (Board), accordingly, remain dedicated in its commitment towards maintaining excellence in corporate governance. The Board firmly believes that the integrity and commitment of its employees, supported by a comprehensive framework of policies, guidelines and internal controls will further strengthen the Company's sustainability, organisational efficacy and drive a high-performance culture within the organisation. In this Statement of Corporate Governance (Statement) we, therefore, wish to provide insights to the shareholders, investors and other stakeholders on the corporate governance initiatives in the Company.

THE GOVERNING BOARD

The Board of Directors of British American Tobacco Bangladesh, being the supreme authority in the Company, believes in ensuring the highest standards of Corporate Governance (CG) as it will serve to strengthen the Company's sustainability, organisational effectiveness and foster a high-performance culture within the organisation. And that is why the BATB Board is constituted by a galaxy of very resourceful persons and includes core competencies considered relevant in the context of the Company. To further ensure a balanced representation, the Board also includes Independent Directors, who are enlightened members of the society. Further details about the Board are appended at the appropriate part of this statement.

Corporate Governance is a term that refers broadly to the rules, procedures and laws by which businesses are operated, regulated, and controlled in order to ensure the interest of the

stakeholders of a corporate body. This is central to the continued strong performance of business in a manner which is sustainable in the long term and gains the continued confidence of investors. At BATB, we recognise that governance is a three-way traffic - it involves stronger attention to business, all operations being transparent and invites larger involvement of the stakeholders. And then, as we move on, we focus on it further by accepting that governance mechanisms are established not only to ensure a satisfactory return on investment for shareholders, but also to contribute positively to the society at large.

The Company is dedicated and committed to managing its business responsibly amidst a challenging environment for the tobacco industry and the awards and achievements that the Company has received are testimony of such dedication and commitment. In 2015, the Company was awarded for Corporate Governance, Best Corporate amongst multinational Companies and Most Female Friendly Organisation, National Productivity and Quality Excellence. For details of these awards and achievements, please refer to pages 104 to 108 of this Annual Report.

CORPORATE GOVERNANCE FRAMEWORK

BAT Bangladesh's Corporate Governance framework has been developed and enhanced based on the basic principles and best practices outlined in the following:

- Bangladesh Securities and Exchange Commission (BSEC) Notification on Corporate Governance;
- The Companies Act 1994 and other applicable regulations of Bangladesh; Dhaka and Chittagong Stock Exchanges Listing Regulations;
- Laws of the land;
- Standards of Business Conduct, Policies and Guidelines of the Company;

- Statement of Risk Management Internal Control of the Company;
- Statement of Delegated Authorities of the Company; and
- Local and global best practices.

The Board also continuously reviews its corporate governance frameworks to ensure its relevance, effectiveness and sustainability in addressing future business challenges.

The conducts of all employees of the Company, including the Board of Directors, are governed by the Company's policies, guidelines and Standards of Business Conduct. Each and every employee, including Directors, is expected to live up to the Standards of Business Conduct and required to confirm their commitment and compliance by executing a declaration of compliance annually.

The Standards of Business Conduct are constantly reviewed by the Board from time to time, as part of efforts to enhance application of the highest standards of governance in line with best global practices. The 'Standards of Business Conduct' was last updated and revised by the Board in November 2014. In addition to the Standards of Business Conduct, the Company is also guided by the Company's Statement of Business Principles. The Business Principles cover key matters that underpin Corporate Responsibility (CR) for a multinational business and more particularly, the unique characteristics of a tobacco business. The three Business Principles are Mutual Benefit, Responsible Product Stewardship and Good Corporate Conduct, each of which is supported by fundamental principles of business behaviours. Apart from the Company's Standards of Business Conduct and Business Principles, the Company also has in place the Statement of Delegated Authorities which outlines respective roles and authorities of the management officials. This helps governance and control of investment management. In the Company's Statement of Delegated Authorities, the Board has specifically reserved matters such as establishment of new businesses or factories, annual strategic plan, approval of major capital expenditure, acquisition and disposal of businesses or equity, borrowings and any corporate restructuring, for its own decision. Additionally, the Company also has in place the required internal policies, guidelines

and codes to ensure good governance and control.

The Company had fully complied with the above mentioned corporate governance principles and best practices. This Statement on Corporate Governance, together with the Statement on Risk Management and Internal Control, sets out the manner how the Company has applied the governance principles and best practices.

The corporate governance framework of BAT Bangladesh is directed towards achieving the Company's business objectives in a responsible manner. Therefore, in order to comply with the laws, rules, regulations, corporate governance codes, articles of association, policies and procedures, the Company constantly exercises good Board practices, effective control processes, transparent disclosures, well-defined shareholders' rights and Board commitments. The manners of adherence to these principles and practices are outlined as follows:

BOARD PRACTICES

The Board is responsible to the shareholders for overall success of the Company for its strategic directions, its values and its governance. It provides the leadership necessary for the Company to meet its business objectives within the framework of its internal controls, while also discharging the Company's obligations to its shareholders.

The composition of the Board complies with the requirements outlined in the BSEC Guidelines on Corporate Governance, the Listing Regulations and those of the generally applied codes of best practices. The Board comprises an admixture of Executive and Non-Executive Directors from diverse professional backgrounds with wealth of experience, skills and expertise.

BOARD COMPOSITION

The Board of the Company consists of nine Directors, comprising four Non-Executive Directors, three Independent Directors and two Executive Directors which include the Managing Director and the Finance Director. Out of the nine Directors, seven are non-executive individuals who are also senior officials or ex-officials of the Bangladesh Government. A qualified Fellow Chartered Secretary is entrusted with the role of Company Secretary. We believe that BAT Bangladesh Board has the optimum level of knowledge, composure, skills and understanding

about the Company's business and stands as the perfect platform to perform and deliver. Please refer to pages 25 to 29 for details of the Directors on the Board, their profiles, backgrounds and their respective memberships.

PRINCIPAL RESPONSIBILITIES OF THE BOARD

- Formulating the long term strategies of the Company and setting the goals and direction for the Company.
- Reviewing Company's risk assessment and ensuring implementation of appropriate systems to manage those risks.
- Providing the leadership necessary to ensure that the business objectives set out by the Board are met within the framework of internal controls as described in this Statement.
- Other key duties for the Board includes approving financial statements, appropriation of profit, reviewing the adequacy and integrity of the Company's internal control systems and ensuring compliance with applicable laws, rules, regulations, directives and guidelines of various regulators.
- Pursuant to the Company's laid down policies and guidelines, the Board is also tasked to decide on the following business transactions and activities:
 - Acquisition, disposal or closure of a business.
 - Establishment of new businesses.
 - Capital investment and disposal of tangible assets.
 - Purchase or sale of trademarks.
 - Proposal for borrowings or the grant of extended credit facilities.
 - Any corporate restructuring not covered by any of the above paragraphs.
 - Appointment of top management and expatriate officials.

In discharging its responsibilities, the Board is guided by the regulations contained in the Memorandum and Articles of Association of the Company, the Companies Act, 1994, Relevant applicable regulations, BSEC Codes of Corporate Governance, Listing Regulations, Company's

Standards of Business Conduct, Business Principles, Statement of Delegated Authorities, and other generally accepted corporate best practices.

BOARD COMMITTEES

In order for quicker and efficient flow of information and thereby exercising effective governance, the Board has also constituted a few Committees and has delegated certain responsibilities to the Committees to assist the Board in discharging of its responsibilities. There are three such Committees, to which the Board has delegated certain responsibilities. These include the Audit Committee, Compensation Committee and CSR Committee. Each Committee strictly adheres to a set of terms of reference (TOR) approved by the Board. Their roles, operating procedures and authorities are clearly defined in the (TOR) which are frequently reviewed by the Board. There is an evaluation process regarding performance of Audit and CSR committees which facilitates in achieving certain governance objectives. The key functions of these committees are as follows:

BOARD AUDIT COMMITTEE

The Board has constituted an Audit Committee for the Company according to the conditions of BSEC guidelines. The committee comprises one Independent Director and three Non-Executive Directors. The Board has appointed the Independent Director as Chairman of the Committee under the mentioned guidelines. All members of the Audit Committee are 'financially literate' as per regulatory requirement and are able to analyse and interpret financial statements to effectively discharge their duties and responsibilities as members of the Audit Committee. The Managing Director, Finance Director, Internal Auditors of the Company and representatives of the external auditors attend all the meetings upon invitation by the Audit Committee. Other senior members of management are also invited by the Audit Committee to attend Audit Committee meetings. The Audit Committee meets with the external auditors whenever necessary and, separately, with the internal auditors, on an annual basis without any Executive Director being present. They met four times during the year 2015. All members were present in all meetings of the Committee. As per BSEC guidelines, the Company Secretary functions as Secretary to the

Committee. The key responsibilities of the Audit Committee include:

- Monitoring the integrity of the financial reporting process ensuring compliance to accounting policies, standards and principles.
- Monitoring the internal control and business risk management process.
- Overseeing selection and performance of external auditors. Also ensures that the statutory auditors are not engaged in any alongside involvements in the Company which are restricted under the regulatory guidelines.
- Monitoring and reviewing the effectiveness of the internal audit function.
- Other matters as per terms of reference of the Audit Committee.

BOARD COMPENSATION COMMITTEE

The Board Compensation Committee, headed by a non-executive Director, makes recommendations to the Board on terms of employment of the members of the Executive Committee, managers and employees and decides their specific remuneration. This Committee met once in 2015. The other members include the Managing

Director and the Finance Director. The Head of Human Resources functions as the Secretary of the committee. The remuneration policy is designed to ensure that the reward and remuneration package is competitive so that high quality human resources with proven track record and experience can be recruited, motivated and retained.

CSR COMMITTEE

Corporate Social Responsibility (CSR) is core to the 'Responsibility' strategy of the Company. It is integral to the business sustainability and enhancement of long-term shareholder value. The Company recognises that it has a role to play in helping society to achieve the necessary sustainable balance of economic growth, environmental protection and social progress. Therefore, the Board of Directors of the Company at its meeting held on 11 April 2012 has established a CSR Committee as sub-committee of the Board. The Board has nominated four Directors to the Board CSR Committee among whom a Non-Executive Director is the Chairman. The purpose of the Board CSR Committee is to ensure management of the Company's CSR initiatives in a way that ensures business sustainability and creates positive impact on image and reputation of the Company amongst the stakeholders and the society at large.

BOARD AND COMMITTEE MEETINGS

The composition of the Board Committees as of 31 December 2015 and the attendance of Directors at the Board and Board Committee meetings held in 2015 are as follows:

Directors	Board	Audit Committee	Board Compensation Committee	CSR Committee
Mr. Golam Mainuddin Non-executive Director (Chairman of Board)	12/12	4/4	1/1	
Mr. Shehzad Munim Managing Director	12/12	4/4	1/1	1/1
Mr. Md. Mosharraf Hossain Bhuiyan (Chairman, Audit Committee) Independent Director	11/12	4/4	-	-
Mr. K.H. Masud Siddiqui Non-Executive Director	10/12	4/4	-	1/1
Mr. Kamrul Hasan Non-executive Director (Resigned 8 September 2015)	10/12	1/4	-	1/1
Mr. Mohammad Moinuddin Abdullah Independent Director	11/12	1/4	-	1/1
Mr. Jalal Ahmed Non-executive Director	11/12	1/4	-	1/1
Mr. Md. Fayekuzzaman Non-executive Director	11/12	4/4	-	-
Mr. William Francis Pegel Finance Director	10/12	3/4	1/1	-
Mr. Azizur Rahman FCS Company Secretary	12/12	4/4	-	1/1

EFFECTIVE CONTROL PROCESSES

The Board of British American Tobacco Bangladesh discharges its responsibilities in ensuring effective control processes in the organisation through the Board committees. Other than the Board committees, there is an Executive Committee at the top management level which plays a significant role in managing the business as per the norms of corporate governance and ensures that adequate internal controls are in place and supported through a robust risk management and MIS process.

LEADERSHIP TEAM (EXECUTIVE COMMITTEE)

In discharging the above mentioned responsibilities and duties, the Board is duly assisted by the functional heads of the Company, namely the Executive Committee (ExCo). The Managing Director leads the ExCo which comprises of the following heads of organizational functions:

- Managing Director
- Finance Director
- Head of Marketing
- Head of Supply Chain
- Head of Legal and External Affairs
- Head of Human Resources
- Corporate and Regulatory Affairs Adviser

The ExCo is vested with the responsibility of implementing the policies and decisions of the Board, overseeing the operations as well as developing, coordinating and implementing business and corporate strategies.

Usually, the ExCo meets monthly to implement the Company's strategy and ensure effective day-to-day operations in line with the Company plan. From time to time, when the Board requires relevant information or updates, relevant members of the ExCo are invited to attend Board meetings to provide any such relevant information or updates. For details of each ExCo member, please refer to pages 30 to 33 of this Annual Report.

COMPANY SECRETARY

The Board has appointed a Company Secretary in order to maintain the necessary link and liaison with the internal organs, as well as external

agencies, and also to ensure effective collection, compilation and timely flow of information to and from the Board. The Corporate Governance Guidelines issued by BSEC also require a listed company to appoint a Company Secretary. Being a governance official, the Company Secretary drives corporate compliance and provides support to the Chairman and other members of the Board to ensure effective functioning of the Board. The Company Secretary organises and attends all Board and Committee meetings (Audit Committee and CSR Committee), and ensures that deliberations on all issues are properly minuted, decisions recorded and are duly communicated across the respective authorities for necessary information/actions. The Company Secretary is also responsible for agreement signing, policies formulation, protection of the Company's land, Records Management, driving Standards of Business Conduct, administration of seven trust funds and its portfolio investment management. The brief roles and responsibilities of the Company Secretary, include, inter alia –

- Maintaining linkage between the Board, Management, Shareholders and other stakeholders on matters of corporate interests in a transparent way,
- Driving policy compliance awareness among the Company employees,
- Performing the duties as per power of Attorney and Board level stakeholders management facilitating Legal and External Affairs (LEX) function especially for company secretarial matters.
- Compliance of the Acts, rules, regulations, notifications, guidelines, orders/directives, etc. as issued by BSEC or Stock Exchange(s) applicable to the conduct of business activities of the Company so as to protect the interests of the investors and other stakeholders.
- Disclosure of the Company's price sensitive information (PSI) and other capital market related issues,
- Ensuring that appropriate Board procedures are followed as per given guidelines and best practices, and advises the Board on matters as such.

INTERNAL CONTROL PROCESS

The Company's internal control system is designed at Board and Management levels to provide reasonable assurance regarding the achievement of the Company's

objectives in respect of effectiveness and efficiency of operations, reliability (completeness and timeliness) of financial reporting and management information, compliance with applicable laws, regulations and the Company's policies. The Company has its own internal auditors who are accountable to the Audit Committee. The internal control process is further expanded in the Statement of Internal Control. Some of the key policies and guidelines that govern the internal control process of the Company are listed below:

- Standards of Business Conduct
- Procurement Policy & Guidelines
- IT Security Policy
- Finance Policy & Guideline
- International Marketing Standards
- Records Management Policy
- Agreement Policy
- Employment Policy & Principles

RISK MANAGEMENT COMMITTEE

The Risk Management Committee (RMC) at management level is headed by the Finance Director and consists of knowledgeable cross functional managers including internal auditors who drive an effective risk management framework in the Company. The risk controllers periodically review the departmental risks and report to RMC. The RMC reviews the functional risks two times a year, identifies the Company's key risks and ensures that adequate action plans are in place to mitigate the risks. The key risks of the Company are then endorsed by the Executive Committee and then ratified by the Audit Committee as far as effective risk management is concerned. In order to ensure effective risk management within the Company, the RMC is responsible for reviewing risks, maintaining an appropriate level of awareness throughout the Company and ensuring effectiveness of the risk management process. The Company maintains a risk register where all the associated risks as well as action plans are recorded.

STANDARDS OF BUSINESS CONDUCT

The Company has in place the Standards of Business Conduct (SoBC) which emphasises on high standards of business integrity that is required from the employees and Directors of the Company. This SoBC covers the policies regarding the whistleblowing process, declaration of conflicts of interest, bribery and corruption, respect in the workplace, human

rights and our operations, entertainment and gifts, charitable contributions, accurate accounting and record keeping, protection of corporate assets, confidentiality and information security, insider dealing and market abuse, competition and anti-trust laws, money laundering and anti-terrorism, illicit trade, trade in the company's products and sanctions.

The conducts of all employees of the Company, including members of the Board, are governed by the Standards of Business Conduct. Each and every employee, including the Directors, is expected to live up to the Standards of Business Conduct and are required to confirm their commitment and compliance by executing a declaration of compliance annually.

Other Internal Policies and Guidelines

The Company also has other internal policies, guidelines, procedures and codes in support of the Company's corporate governance framework. Some of the key policies, guidelines, procedures and codes are outlined below:

- Procurement Policy and Guidelines outline the processes for obtaining the best overall value and quality for each amount spent and to ensure timely delivery of goods and services to meet the Company's business requirements.
- Marketing Policies and Guidelines -which include Distributors Policy, Credit Policy, Trade Policy, Marketing Communication Guidelines and International Marketing Principles – a framework to govern all aspects of responsible tobacco marketing.
- Company Financial Policies - which include the policies and guidelines on Treasury Management, Dividend, Vehicle Disposal, Dealing Mandate, Fixed Assets Capitalisation, Depreciation, Insurance, Inventory, Stock Valuation, Delegation of Authority, Domestic Leaf Costing, Budgeting, Bill Payment, Foreign Currency, Write-off Process etc.
- Policy on Environment, Health, Safety and Security.
- Information Technology Policies.
- Guidelines on Business Information
- Security, Risk Management and Business Continuity Process.

- Competition Compliance Guidelines –outlines the general principles and standards of behaviour in relation to competition laws that employees are required to follow and comply as good business practice.
- Business Security Policies.
- Guidelines on Dawn Raid – sets out the procedures to be adhered to when there is a raid by relevant authorities so that the necessary cooperation can be provided.
- HR Related Polices – which includes Standards of Employment Principles, Working Hours Policy, Remuneration policies, Travel policies, Sexual Harassment Policy, Employment Policy, Disciplinary Procedure, Employee Relations Policy, Equal Opportunity & Diversity Policy, Grievance Management Policy, Industrial Relations Policy, Education Assistance Policy, Medical Expenses Re-imbusement Policy, Employees Benefit Policies, Retirement Benefit Policies, Early Separation Scheme.
- Sexual Harassment Policy – to ensure that all employees are treated with respect and dignity regardless of gender and to outline that any form of sexual harassment, which disrupts or interferes with the work performance and dignity of another will not be tolerated.
- Guidelines on managing cases involving employees and law enforcement authorities.
- Procedures on credit for trade debtors and inter-company balances.
- Tobacco Leaf related policies - Policy on Social Responsibility in Tobacco Production, Export Pricing Policy, Farmers Registration & Advance Crop Input Policy
- Climate Change Policy to perform the Company activities for tobacco growing and green leaf threshing, considering climate change and its subsequent impacts and Guidelines for Tobacco seed Production including field experiment.
- Records Management Policy and Central Depository System

- Agreement Policy and Guidance
- Data Protection Policy
- Billing Guidelines
- Codes of Audit Committee, Compensation Committee and CSR Committee

The above mentioned policies, guidelines, procedures and codes are made available to all our employees and Directors in the Company management staff manual.

ASSETS & RECORDS MANAGEMENT

The Board of Directors of BAT Bangladesh recognises its role as trustee of the Shareholders funds and accordingly has been investing in cutting-edge operational efficiency since its inception. Transparency and accountability are ensured at all stages from acquisition to disposal of assets to protect the interest of Shareholders. Safety measures have been implemented and periodic physical verification is undertaken on a test basis to safeguard the assets and to ensure accuracy and authenticity of reported numbers. Relevant assets are adequately insured against industrial risks with insurance companies. Apart from the assets, all records of the Company are managed and preserved in an effective way for future reference. The Company Secretary is in charge of such records management.

STATUTORY AUDIT

Appointment of the Statutory Auditor is regulated by the Companies Act 1994 and by Securities & Exchange Rules 1987. On the basis of suggestion of the Audit Committee, the Board recommends appointment of an auditor, which is approved by the Shareholders at the Annual General Meeting. Along with the appointment, the Shareholders also fix the remuneration of the auditors. Under the BSEC order, a Statutory Auditor can continue in office for maximum three consecutive years. From a corporate governance perspective, BAT Bangladesh maintains complete and thorough independence of the Statutory Auditors.

The Audit Committee meets with the statutory auditors to ensure that the auditors are acting independently and reviews the financial statements before submission to the Board for approval.

Apart from statutory audit, in order to ensure full and complete regulatory discharge, a Compliance Certificate is also obtained from a licenced practicing professional who certifies, on the basis of his audit, that the Company has duly complied with all the regulatory requirements as stipulated by the Bangladesh Securities and Exchange Commission (BSEC). The report is presented to the Shareholders and forms part of the Annual Report.

TRANSPARENT DISCLOSURE

BAT Bangladesh prepares financial statements with adequate disclosures in accordance with the Bangladesh Accounting Standards (BAS), International/Bangladesh Financial Reporting Standards (I/BFRS), the Companies Act 1994, the Securities and Exchange Rules 1987 and other applicable laws and regulations. In order to prepare the financial statements, the management is responsible for designing, implementing and maintaining internal controls relevant to the preparation and fair presentation of financial statements that are free from material misstatements, whether due to fraud or error; selecting and applying accounting policies and making accounting estimates that are reasonable in the circumstances. These financial statements, once prepared, are reviewed initially by CFO and CEO and then by the Audit Committee on a regular basis. The external auditors also attend the Audit Committee meetings to review the quarterly financial statements as prepared in accordance with Bangladesh Financial Reporting Standards (BFRS) and Company policies. After that, the Board reviews the financial statements of the Company at the end of every quarter. The quarterly financial statements, along with notes are published on the two daily newspapers as well as the Company's website. Furthermore, half yearly and annual financial statements are also sent to all Shareholders in a timely manner.

On an annual basis, the Directors prepare the Directors' Report as part of the Annual Report which discloses the financial performance as well

as non-financial information regarding Company growth, productivity, responsibilities and other information in compliance with BSEC Notification. The Company also abides by the applicable regulations in respect to Price Sensitive Information (PSI).

WELL-DEFINED SHAREHOLDERS' RIGHTS

BAT Bangladesh believes that the management of a successful and productive relationship with its Shareholders must be underpinned by the importance of maintaining transparency and accountability to its Shareholders. The Board ensures through the Company Secretary that all the Shareholders of the company are treated equitably and ensures that the rights of all Shareholders are equally protected.

In order to achieve good governance, the Company Secretary acts as a bridge between the Shareholders and the Board of Directors of the Company who delivers the standard services to its valued Shareholders ensuring the well-defined Shareholders' rights in accordance with applicable laws and the Articles of Association of the Company. Catering to the continuous disclosure requirements, the Shareholders are communicated in a routine manner of all major developments that involve the business of the Company so that they are able to make informed decisions. The Company continues to have regular communication with Shareholders through the Annual General Meeting, Annual Report, Quarterly updates on financial performance and at any other time in the best interests of Shareholders. Also the Company's website is there to further cater to the information needs of all. In this respect, all the best practices are followed by the Company which helps investors to keep their trust and confidence in the Company.

BOARD COMMITMENTS

Tracing back to origin, it was more than 100 years ago when the Company established itself on this land of opportunities and possibilities - Bangladesh. Since independence, BAT Bangladesh has demonstrated an unwavering dedication to the country and its people and this commitment is what sets the distinction that takes BAT Bangladesh apart from any other business entity. This uniqueness is reflected through the passion and dedication of its 52,000 employees, farmers,

distributors, suppliers and business partners that has brought BAT Bangladesh across the country and to its today's towering stature.

The Company is listed on both Dhaka and Chittagong Stock Exchanges and is currently ranked as number 1 (one) amongst the listed companies in Bangladesh in terms of being the highest taxpayer. In this year alone the Company has contributed Taka 11,051 crores to the Government Exchequer. We aspire to continue to be the highest tax payer in Bangladesh in the coming years too. BAT Bangladesh has always cherished and shall continue to value its treasured relationship with the Government of Bangladesh, esteemed shareholders and other stakeholders of the Company by practicing the highest standards of corporate governance.

CORPORATE GOVERNANCE: BATB'S REFINED OUTLOOK

One of the innate issues of the Board room practices in recent times has been corporate governance. Because of its enormity, mainly due to increased regulatory watch and importance, the spectrum and texture of corporate governance is slowly changing and improving. It is no more a mere 'stronger supervision' type concept. The Board of Directors of BATB being aware of it, accordingly, looks at the issue in the newer and a more responsible perspective.


OBJECTIVITY IN BUSINESS OPERATIONS - GOOD GOVERNANCE IS GOOD BUSINESS.

Business is a commitment and governance is the challenge to meet the commitment. At BATB we

believe that a flourishing company results from a competent Board and that good governance is good business. We also recognise that it is not exactly profit which is the genuine purpose of business, rather the core purpose of business is to provide a product or service that people need and to do it so well that it is profitable. And with that aspiring motto, BATB's journey continues to establish a sound and ever effective governance regime that could serve the best interest of its shareholders, countless stakeholders and the inseparable community where it operates.

UNIFIED INITIATIVES

With the advent of digitisation worldwide, business activities are no more confined in the olden individual company concept. Companies today are responsible for generating the majority of national economic initiatives including welfare and employment, being the vital aspect of society at large. Global perceptions are slowly integrating and so are national economic interests. In that perspective, BAT Bangladesh also cherishes to be one of the integral parts of the Bangladesh's economic aspirations. We are with you together and unified as you march ahead.



Md. Azizur Rahman FCS
Company Secretary



Golam Mainuddin
Chairman

STATEMENT ON RISK MANAGEMENT & INTERNAL CONTROL

Awareness

The Board of Directors recognises the importance of sound risk management practices and internal controls to safeguard shareholders' investments and the Company's assets. The Board affirms its overall responsibility for the Company's system of risk management and internal control which includes the establishment of an appropriate control environment and framework, as well as reviewing its adequacy and integrity.

The Board is responsible for determining the nature and extent of the strategic risks that the Company is willing to take to attain its objectives, whilst in parallel maintaining sound risk management and systems of internal control. With the challenging nature of the industry in which the Company operates, the Board does not consider it prudent to enhance the risk-scope too high, and it seeks to minimise risks at an optimum level.

The Board tasks the Management to identify and assess the risks faced by the Company, and thereafter designs, implements and monitors appropriate internal controls to mitigate and control those risks. There are inherent limitations to any system of internal control and the system is designed to manage and minimise the impact rather than completely eliminate risks that may vitiate achievement of the Company's business objectives. Accordingly, it can only provide reasonable but not absolute assurance against material misstatement or loss. The system of internal control covers financial, operational and compliance controls and risk management procedures.

The Company has in place an ongoing process (outlined below) for identifying, evaluating, monitoring and managing significant risks faced by the Company. This process includes

reviewing and updating the system of internal controls considering the changes in the regulatory, business and external environment. This process is reviewed by the Board via the Audit Committee. The Audit Committee's responsibilities and duties can be found in the Audit Committee Report section of this Annual Report. The Company's Standards of Business Conduct underpin our commitment to good corporate behaviour, and is an integral part of the Company's system of corporate governance. The Standards of Business Conduct require all employees to act with the highest standards of business integrity, comply with all applicable laws and regulations, and ensure that business standards are not compromised for the sake of results. Our Standards of Business Conduct is made available to our stakeholders and employees on our corporate website at www.batbangladesh.com

Enterprise Risk Management Process

Risk management is firmly embedded in the Company's management system as the Company firmly believes that risk management is critical for the Company's sustainability and the enhancement of shareholders' value.

Company's Enterprise Risk Management Objectives

- Preserve the safety, security and health of its employees.
- Ensure the continuity of its supply of products to consumers and customers at all times.
- Protect its assets and reputation.
- Ensure that the Company's operations do not impact negatively on the community in which it operates and the environment.
- Protect the interests of all other stakeholders.

- Promote an effective risk awareness culture where risk management is an integral aspect of the Company's management systems.
- Ensure compliance with BSEC Codes of Corporate Governance and all applicable laws.

The Management operates a Risk Management Team comprised of senior managers from all functions of the Company and led by the Finance Director. It meets formally at least twice a year to:

- Review and update the risk register; and
- Assess status of risk mitigation action plans.

The Audit Committee is briefed bi-annually by the Enterprise Risk Manager on the Company's Risk Management Programme and its activities in the Audit Committee meeting. The following are some of the responsibilities of the Risk Management Team:

Risk Management Team Responsibilities

- Steer the Company's enterprise risk management programme.
- Promote a proactive risk awareness culture in the Company.
- Conduct an annual review of the business risks.
- Coordinate the development and implementation of risk mitigation action plans.
- Develop and update business continuity plans (BCPs) for key business risks.
- Plan and coordinate the testing of BCPs.
- Organise training and education for employees on risk management.

Five Phase Enterprise Risk Management Process

(1) Risk Identification

All potential events that could adversely impact the achievement of business objectives, including failure to capitalise on opportunities are identified.

(2) Risk Evaluation

The identified business risks are then evaluated to determine their impact on the relevant business strategy/objectives and whether the risks are likely to occur.

- LIKELIHOOD of the risks materializing
- MPACT of the consequence, taking into account the degree of internal control and risk management measures in place.

Assessment against a set of pre-specified criteria on a scale of one to three is completed for both Likelihood and Impact, the combination of which provides the total risk rating on a scale of one to nine. Risks are then categorised on the Risk Heat Map which measures the significance of the risks to the organisation and determines the relative prioritisation and focus for risk mitigation.

The outcome of the risk identification and evaluation process is both a Risk Heat Map and a comprehensive Risk Register which documents all identified business risks.



LIKELIHOOD

		Low	Medium	High
I M P A C T	High	3	6	9
	Medium	2	4	6
	Low	1	2	3

Key Focus Area
 Risk Heat Map

(3) Risk Mitigation

In completing the Risk Register, Risk Owners are identified who are responsible for identifying action plans to manage and mitigate the risks, together with a timeline for completion of the actions. The Risk Owners are typically senior managers and part of a functional leadership team.

(4) Risk Monitoring

Ongoing risk monitoring is conducted by the Risk Management Team to assess whether any condition associated with a particular risk has changed, and to ensure that action and risk mitigation plans have been implemented. Status of action/mitigation plans are communicated to the Audit Committee bi-annually.

(5) Risk Review

Finally, the Company's Enterprise Risk Management process is subjected to periodic reviews by Management to ensure that the policy and objectives of the programme remain applicable and effective under changing market and regulatory environments. This is complemented by internal control practices such as the Statement of Compliance with BSEC Codes of Corporate Governance and the Key Control Checklist of the Company.

Business Continuity and Crisis Management

Business Continuity is defined as the strategic and tactical capability of the organisation to plan for and respond to incidents and business disruptions in order to continue business operations at an acceptable pre-defined level in order to avoid negative impact on the business.

The Company has 19 Business Continuity Plans (BCPs) to manage the various potential disruptions which could impact the Company, for example, Manufacturing Contingency Sourcing Plan and Information Technology Disaster Recovery Plan. These plans are reviewed and updated for content by the owners of the plan on an annual basis. In addition, a desktop review/simulation is conducted by the plan owners with the support of the crisis response team members periodically based on the cyclical testing schedule.

In addition, the Company has a structured approach to Crisis Management to ensure leadership and timely decision in the event of a crisis and to manage the situation effectively within minimal time.

Our approach involves immediate formation of a Crisis Management Team (CMT), assisted by an Incident Response Team (IRT). The roles & responsibilities of these teams are outlined below.

Crisis Management Team (CMT)

The role of the CMT is to identify and deal with potential risks to employees and business operations during times of crisis. After considering all the available information, the CMT can make informed strategic decisions with the aim of minimising any long term detrimental effects to the operations, finance, employees and reputation of the Organisation.

Incident Response Team (IRT)

The senior manager at the site of the incident collects available pertinent information and advises the CMT Coordinator. This manager, assisted by appropriate local employees will assume local control and deal with the incident directly until further directed by the CMT.

Key Risks to the Company

The Company views the key risks as being prevalent in the tobacco sector and having the ability to significantly impact the Company's results. In addition to the above, the Company is subject to the ever present risk of competitor actions. Steps to anticipate, mitigate and neutralise such risks are core to our business.

Risk Management Activities in 2015

Review of the Company's Risks

The Risk Management Team met twice during the year, in May and August 2015, to review and assess the Company's risks, and to monitor progress of key activities for the year, including the progress of the business continuity plans.

In May 2015, the Risk Management Team together with senior managers updated the risk register and risk mitigation action plans. The outcome of the meeting, among others, were the identification, evaluation and risk mitigation plan for the new risks. The briefing included updates on the key risks of the Company and the risk mitigation plans, and the testing status of business continuity plans.

Promotion of Risk Awareness

Risk communication is equally important and forms an integral part of the risk management

activity as it focuses on the dissemination of risk information to appropriate levels of employees and stakeholders. Appropriate channels are available for employees to provide feedback on risk management issues and suggestions for improvement. The Risk Management Team is responsible for the risk awareness induction programme for new joiners. The induction programme is aimed at educating management staff on the Company's approach to risk management and internal controls, and provides a forum to enhance the participant knowledge on controls and exercising that knowledge on managing the Company's risk.

Crisis Management Activation

The Company activated crisis management team to manage the situation thus enabling the business to continue operation. As a result business is saved and financial impacts were negligible. The most challenging aspect of the situation was recovery once the crisis was resolved. This was successfully completed in a carefully sequenced and choreographed manner, thereby minimising disruption. In 2015, Bangladesh experienced a period of external challenges. Whilst crisis management was not activated, as a preliminary step, management met and decided on the challenge of business especially relating to industrial relation issues where crisis management would be activated. At the same time, action plans were further reviewed for completeness.

Business Continuity Plan Simulation and Testing

During the year, a desktop review/simulation was conducted by the Business Continuity Plan (BCP) owners, with the support of Crisis Response Team members, across 13 BCPs. The review and testing indicated that the existing plans were still relevant to the current business environment except for the Information Technology (IT) Disaster Recovery Plan for SAP. The IT Disaster Recovery Plan was subsequently amended to take into account the new SAP instance and associated architecture.

System of Internal Control

Self-Assessment of Controls (SAC) Process Central to the Company's system of internal control is its SAC process and the backbone of this process is a key control checklist known as the Control Navigator. The Control Navigator sets out various key controls and process

requirements across all functions in the Company. The Company's SAC process requires controls and processes to be assessed by responsible managers for effectiveness on an annual basis. Where control gaps/weaknesses are identified, corrective actions and timelines are identified and agreed. The findings from the SAC and year-on-year trend analysis are reported to the Audit Committee annually. Notably in 2015, the Company implemented a revised Control Navigator process. A new SAP enabled tool was deployed, which provided a standardised central solution that automates and monitors key risks and controls at the business level. The new tool allows the business to use a combination of automated work flows, certification, manual controls and interactive reports to monitor and control compliance activities across the Company. This has resulted in an improved visibility of assessment throughout the business, improved transparency of issues management and remediation, together with streamlining of reporting.

Financial Reporting Controls

The Company has a series of policies, practices and controls in place in relation to the financial reporting and consolidation process, which are designed to address key financial reporting risks, including risks arising from changes in the business or accounting standards. The Finance Director is required to confirm annually that all information relevant to the Company audit has been provided to the Board of Directors through the Audit Committee and that reasonable steps have been taken to ensure full disclosure in response to requests for information from the external auditor.

In addition, it is a standard practice for the Finance Director to fully review account reconciliations on a bi-annual basis. The effectiveness of the Company's financial reporting controls is assessed through self-certification as part of the Control Navigator exercise described above. The integrity of the Company's public financial reporting is further supported by a number of processes and steps to provide assurance over the completeness and accuracy of the content including review and recommendation by the Audit Committee and review and approval by the Board.

Internal Audit

The role of Internal Audit for the Company is designed in line with local laws as well as the Global Audit functions of British American Tobacco plc. This approach ensures a high level of independence and gives access to more skilled and specialised resources, particularly in respect of Information Technology (IT), that would otherwise be available within the company. The annual audit planning cycle takes direct input from both the risk register described above and the Audit Committee. In turn, the Audit Committee formally approves the scope of work for the year. Furthermore, with approval of the Audit Committee, the Internal Audit Manager can request assistance from Global Audit if required for any matter it considers appropriate. Within the Company three types of audits exist: Entity Audits, Process Audits and Project & Programmes Audits. Entity audits are focused on one entity or business unit with a scope of more than one process. Process Audits have a scope of one process covered over one or more entities or business units (potentially including the Global and Regional management of the process), and Project & Programmes audits are focused on an ongoing project, programme or portfolio. A Company Audit is organised into both central and regional teams and also include a specialised IT Audit capability.

More details on the audit activities conducted during the year can be found in the Audit Committee Report in this Annual Report.

External Audit

In the course of conducting the annual statutory audit of the Company's financial statements, the external auditors review and where applicable based on judgement, highlight to the Board and Audit Committee any significant audit, accounting and internal control matters which require attention. A report on the above is given to the Audit Committee and to the management once a year after substantial completion of the year-end audit. Additionally, the external auditors attend the quarterly Audit Committee meetings, and where applicable provide views on any related matters for the attention of the Audit Committee. At least once a year, the Audit Committee shall meet the external auditors without the Executive Directors and management being present. This year, the Audit Committee has met twice with the external auditors without the Executive Directors and management being present. During the year, as part of the annual statutory audit, the external auditors were involved in performing certain reviews over the controls and processes affecting financial reporting. There is no significant matter with material financial impact arising from the review of these related controls and processes, although certain improvement recommendations were highlighted to the Board and Audit Committee.



The Steering Group who are responsible to drive key business and commercial agendas.

From left to right: Mr. Naved Manzoor, Mr. Golam Sadek Choudhury, Mr. Zakir Hossain, Mr. Numayer Alam, Mr. Jahangir Alam, Mr. Zubayed-UI Islam, Mr. Affan Siddiqi, Mr. Muhammad Ibrahim, Mr. Syed Mahbub Ali, Mr. Irfan Aziz Qureshi, Mr. Zahurul Haque Sarker and Mr. Mehedi Arif Mozammel (Not in the Picture)

AUDIT COMMITTEE



Seated Left to Right: Mr. K. H. Masud Siddiqui, Non-Executive Director |
Mr. Md. Mosharraf Hossain Bhuiyan ndc, Independent Director (Chairman, Audit Committee) |
Mr. Golam Mainuddin, Chairman.

Standing Left to Right: Mr. Md. Fayekuzzaman, former Director | Mr. Towhid Akbar, Internal Auditor |
Mr. Md. Azizur Rahman FCS, Company Secretary

REPORT OF THE AUDIT COMMITTEE 2015

The Audit Committee Report presented under condition #3.5 of the BSEC Guidelines provides an insight on the functions of the Audit Committee during 2015.

As mentioned in the Compliance Statement, the Board has formed an Audit Committee, required under the codes of Corporate Governance of BSEC, with some specific assignments under its Terms of Reference. The Committee is comprised of Mr. Md. Mosharraf Hossain Bhuiyan ndc (Independent Director & Chairman of Audit Committee), Mr. K. H. Masud Siddiqui, Mr. Golam Mainuddin and Mr. Md. Fayekuzzaman. Mr. Md. Azizur Rahman, Company Secretary, performs as Secretary to the Audit Committee. Mr. Md. Iftikhar-Uz-Zaman was appointed as member of Audit Committee in place of Mr Md. Fayekuzzaman effective from 22 February 2016. All members of the Committee are non-executives Directors and the Chairman of Audit Committee is an Independent Director. As required, all members of the Audit Committee are 'financially literate' and are able to analyse and interpret financial statements to effectively discharge their duties and responsibilities as members of the Audit Committee.

Purpose of Audit Committee

The role of the Audit Committee is to monitor the integrity of the financial statements of the Company and review and, when appropriate, make recommendations to the Board on business risks, internal controls and compliance. The Committee satisfies itself, by means of suitable steps and appropriate information, that proper and satisfactory internal control systems are in place to identify and contain business risks and that the Company's business is conducted in a proper and financially sound manner. The Audit Committee assists the Board of Directors to ensure that the financial statements reflect a true and fair view of the state of affairs of the company and in ensuring a good monitoring system within the business. The Audit Committee is responsible to the Board of Directors. The duties of the Audit Committee are clearly set forth in writing.

Responsibilities and Duties

The responsibilities and duties of the Audit Committee are:

Financial Reporting

- To review the quarterly and annual financial statements of the Company, focusing particularly on:
 - Any significant changes to accounting policies and practices;
 - Significant adjustments arising from the audits;
 - Compliance with applicable Financial Reporting Standards and other legal and regulatory requirements; and
 - The going concern assumption.

Related Party Transactions

- To review any related party transactions and conflict of interest situations that may arise within the Company, including any transaction, procedure or course of conduct that may raise questions of management integrity.

Audit Reports

- To prepare the annual Audit Committee report and submit to the Board which includes the composition of the Audit Committee, its terms of reference, number of meetings held, a summary of its activities and the existence of internal audit services and summary of the activities for inclusion in the Annual Report; and
- To review the Board's statements on compliance with the BSEC Codes of Corporate Governance for inclusion in the Annual Report.

Internal Control

- To consider annually the Risk Management Framework adopted within the Company and to be satisfied that the methodology deployed allows the identification, analysis, assessment, monitoring and communication

of risks in a regular and timely manner that will allow the Company to minimise losses and maximise opportunities;

- To ensure that the system of internal control is soundly conceived and in place, effectively administered and regularly monitored;
- To review the extent of compliance with established internal policies, standards, plans and procedures including, for example, the Company's Standards of Business Conduct;
- To obtain assurance that proper plans for control have been developed prior to the commencement of major areas of change within the Company; and
- To recommend to the Board steps to improve the system of internal control derived from the findings of the internal and external auditors and from the consultations of the Audit Committee itself.

Internal Audit

- To be satisfied that the strategies, plans, manning and organisation for internal auditing are communicated down through the Company. Specifically:
- To review the internal audit plans and to be satisfied as to their consistency with the Risk Management Framework used and adequacy of coverage;
- To be satisfied that the Internal Audit has the competency and qualifications to complete its mandates and approved audit plans.
- To review status reports from the Internal Audit and ensure that appropriate actions have been taken to implement the audit recommendations;
- To recommend any broader reviews deemed necessary as a consequence of the issues or concerns identified;
- To ensure that Internal Audit has full, free and unrestricted access to all activities, records, property and personnel necessary to perform its duties; and
- To request and review any special audit which it deems necessary.

External Audit

- To review the external auditor's audit plan, nature and scope of the audit plan, audit report, evaluation of internal controls and coordination of the external auditor. The Audit Committee will consider a consolidated opinion on the quality of external auditing at one of its meetings;
- To review with the external auditor the Statement on Risk Management and Internal Control of the Company for inclusion in the Annual Report;
- To review any matters concerning the appointment and re-appointment, audit fee and resignation or dismissal of the external auditor;
- To review and evaluate factors related to the independence of the external auditor and assist them in preserving their independence;
- To be advised of and decide to or not to make significant use of the external auditor in performing non-audit services within the Company, considering both the types of services rendered and the fees, so that its position as auditor is not deemed to be compromised; and
- To review the external auditor's findings arising from audits, particularly any comments and responses in management letters as well as the assistance given by the employees of the Company in order to be satisfied that appropriate action is being taken.

Other Matters

- To act on any other matters as may be directed by the Board.

REPORTING OF THE AUDIT COMMITTEE

Reporting to the Board of Directors

The Audit Committee reports on its activities to the Board of Directors. The Audit Committee immediately reports to the Board of Directors on the following findings, if any:

- Report on conflicts of interests;
- Suspected or presumed fraud or irregularity or material defect in the internal control system;
- Suspected infringement of laws, including securities related laws, rules and regulations;
- Any other matter that it deems necessary.

In compliance with condition no. 6 of the Corporate Governance Guidelines of Bangladesh Securities and Exchange Commission Notification No. SEC/CMRRCD/2006-158/134/Admin/44 dated 07 August 2012, the Chief Executive Officer (CEO) and Chief Financial Officer (CFO) respectively of British American Tobacco Bangladesh Company Limited, have certified before the Board that they have thoroughly reviewed the Financial Statements of the Company for the year ended 31 December 2015, and state that:

- These statements do not contain any materially untrue statement or omit any material fact or contain statements that might be misleading,
- These statements together present a true and fair view of the Company's affairs and are in compliance with existing accounting standards and applicable laws, and
- To the best of their knowledge and belief, the Company has not entered into any transaction during the year which are fraudulent, illegal or in violation of the Company's codes of conduct.

This certificate has been reviewed by the Audit Committee before submitting to the Board.

Reporting to the Authorities

The Audit Committee reports to the Board of Directors about anything which has material impact on the financial condition and results of operation. The Committee also discusses with the Board of Directors and the management if any rectification is necessary. If the Audit Committee finds that such rectification has been unreasonably ignored, the Committee reports such findings to the Bangladesh Securities & Exchange Commission upon reporting of such matters to the Board of Directors for three times or completion of a period of 6 (six) months from the date of first reporting to the Board of Directors, whichever is earlier.

Reporting to the Shareholders and General Investors

Report on activities carried out by the Audit Committee, including any report made to the Board of Directors under condition 3.4.1 (ii) of the BSEC Corporate Governance Notification above during the year, shall be signed by the Chairman of the Audit Committee and disclosed in the Annual Report of the Company.

Authority

The Audit Committee is authorised by the Board to review any activity within the business as per its terms of reference. It is authorised to seek any information or attendance it requires from any director or member of management at any of its meetings. All employees are expected to cooperate with any request made by the Committee. The Committee is also authorised to have information and advice from the Company Legal Advisor, Tax Consultant and Statutory Auditor if required. The terms of reference of Audit Committee may be amended from time to time as required for the business in line with BSEC notifications subject to approval by the Board.

Meeting Attendance

The Audit Committee met four times during the year 2015. All the members were present in all meetings of the Committee.

The Managing Director, Finance Director, Internal Auditors of British American Tobacco Bangladesh Company limited and representatives of the external auditors had attended the meetings upon invitation by the Audit Committee. From time to time, other senior members of management have also been invited by the Audit Committee to attend Audit Committee meetings.

The Audit Committee met with the external auditors separately, and with the internal auditors, on an annual basis without any Executive Director being present. The Company Secretary is the Secretary of the Audit Committee, who facilitates the Chairman and other members for effective functioning of the Committee as per its terms of reference as well as corporate governance notification of BSEC. The details of attendance of each member at the Audit Committee meetings during 2015 are given overleaf:

Attendance at Audit Committee Meetings at Centre			%
Composition of Audit Committee	Held	Attended	
Mr. Md. Mosharraf Hossain Bhuiyan ndc Chairman, Audit Committee, (Independent Director)	4	4	100%
Mr. K. H. Masud Siddiqui Member, Audit Committee, (Non-Executive Director)	4	4	100%
Mr. Md. Fayekuzzaman Member, Audit Committee (Non-Executive Director)	4	4	100%
Mr. Golam Mainuddin Member, Audit Committee (Non-Executive Director)	4	4	100%
Mr. Md. Azizur Rahman FCS Secretary, Audit Committee	4	4	100%

TERMS OF REFERENCE CALENDAR 2015

The abridged version of the terms of reference of the Audit Committee is mentioned in calendar 2015:

		February	April	July	Oct
1	Financial Statements				
	Monitor the integrity of the financial statements	✓			
	Review un-audited quarterly accounts		✓	✓	✓
	Review the external auditors' representation letter	✓			
	Review the draft statement on internal control that is included in the Company's Annual Report and Accounts	✓			
	Review of accounting policies on a year to year basis	✓			
2	Internal Controls and Business Risks				
	Review risk management framework	✓			✓
	Review compliance with policies and processes	✓		✓	✓
	Monitor compliance with Standards of Business Conduct	✓			
	Review control navigator to ensure due process is available for monitoring effectiveness and efficiency of internal controls	✓		✓	✓
	Monitor procedure for safeguarding assets and ensuring Company has adequate policies for prevention and detection of fraud. Gone through loss reporting and whistle blowing reports			✓	✓
	Monitor and discuss with external auditors on the adequacy of accounting and internal reports			✓	✓
	Review the Environment, Health & Safety Report				✓
3	Internal Audit				
	Monitor and review the effectiveness of the Company's internal audit function	✓		✓	✓
	Review reports received from Head of Audit	✓		✓	✓
	Review & Approve Internal audit plan				✓
4	External Audit				
	Annually evaluate the performance of the auditors and recommend their reappointment or change	✓			

		February	April	July	Oct
	Approve terms of engagement and level of fees payable	✓			
	Review fees charged by external audit	✓			
	Review scope of audit and results (year-end / interim)	✓			✓
	Review the external auditor's management letter (year-end / interim)	✓			✓
	Review the External Auditors planning memorandum				✓
5	Reporting to the Securities and Exchange Commission				
	Review Compliance with BSEC guidelines and other applicable regulations	✓		✓	✓
	General				
	Review Terms of Reference of Audit Committee			✓	
	Private Audience with External Auditors	✓		✓	
	Private Audience with Internal Auditors				✓

Summary of Activities during the Year

In 2015 the Audit Committee reviewed its terms of reference in line with requirements of BSEC notification on corporate governance. The Committee carried out its duties in accordance with the terms of reference of the Audit Committee. Moreover, an Audit Committee effectiveness survey had been carried out for the year 2015 which reflected full compliance to the effectiveness guidelines. However, the Committee emphasised on continuation of the tenure of service of the internal audit manager for a reasonable time. The Audit Committee carried out its responsibilities and duties in accordance with the terms of reference and carried out the following activities in 2015:

Financial Reporting

- Reviewed the quarterly and annual financial statements of the Company with the Finance Director and Managing Director, focusing particularly on significant changes to accounting policies and practices, adjustments arising from the audit compliance with accounting standards and other legal requirements before recommending them to the Board of Directors for approval, and concluded that the financial statements presented a true and fair view of the Company's financial performance.

Internal Control

- Reviewed the Company's Risk Management Programme, including deep drive into the key functional risks for the Company and Risk Management Programme work plan.
- Reviewed and recommended to the Board steps to improve the Company's changes to accounting policies and practices, adjustments arising from the audits.
- Received updates on breaches of the Standards of Business Conduct and whistle blowing incidents.

Internal Audit

- Reviewed internal audit plans as to their consistency with the Risk Management Framework used and adequacy of coverage.
- Reviewed status reports from internal audit to ensure that appropriate actions had been taken to implement the audit recommendations.
- Reviewed and enhanced the internal control processes. Where appropriate, the Audit Committee instructed to rectify and improve the internal control processes based on internal audit.

External Audit

- Reviewed with the external auditor the Company's quarterly and annual financial statements with the Finance Director and Managing Director focusing on findings arising from audits, particularly comments and responses in the management letter as well as assistance given by the employees of the Company before recommending them to the Board of Directors for approval.
- Reviewed the external auditor's audit plan, nature and scope of the audit plan, audit report, evaluation of internal controls and coordination of the external auditor.
- Reviewed the external auditor's findings arising from audits, particularly comments and responses in management letters as well as the assistance given by the employees of the Group in order to be satisfied that appropriate action is being taken.
- Exercised its right to hold meetings with the external auditor (private audience with statutory auditor) without the presence of the Executive Directors or management. These private sessions help to reinforce the independence of the external audit function of the Company.
- Reviewed the overall performance of the external auditor for the year 2015.

Related Party Transactions

- Reviewed reports of related party transactions and possible conflict of interest transactions to ensure that all related party transactions are undertaken on an arm's length basis and on normal commercial terms, consistent with the Company's usual business practices and policies, which are generally not more favourable than those generally available to the public and other suppliers and are not detrimental to the minority shareholders.
- Periodically reviewed recurrent related party transactions to ensure that they are undertaken on an arm's length basis and on normal commercial terms.
- Reviewed the estimated recurrent related party transactions mandate for the running

year and recommended to the Board to seek shareholders mandated at the upcoming Annual General Meeting of the Company.

Ethical and Integrity Areas

- Deliberated on reports on Whistle Blowing and Standards of Business Conduct Breach incidents.
- Deliberated on the security and safety matters and loss reports.
- Deliberated on the Environmental Health and Safety review reports.

Annual Reporting

- Reviewed disclosures required by the Statement on Corporate Governance, Audit Committee Report, Standards of Business Conduct, Statement on Risk Management and Internal Control for the financial year ended 31 December 2015 for inclusion in the Annual Report 2015 and recommended their adoption by the Board.

Focus Internal Audit

The role of Internal Audit for the Company is designed in line with local laws as well as the Global Audit function of British American Tobacco plc. (British American Tobacco plc. Group Internal Audit). This approach ensures a high level of independence and gives access to more skilled and specialised resources than would otherwise be available within the Company. The Internal Audit Manager is a professional accountant and holds a Masters of Business Administration degree, along with nine years of cross functional work experience within the Company. Within the Company's Internal Audit, three types of audits exist: Entity Audit, Process Audit and Project and Programmes Audit. Entity audits are focused on one entity or business unit with a scope of more than one process. Based on the history of a sound control environment, the Company is in scope for a full entity audit periodically. Process audit has scope of one process covered over one or more entities or business units (potentially including the Global and Regional management of the process). Programmes Audit is focused on an ongoing project or programme. If required, British American Tobacco plc. assists the Audit

Committee in reviewing the effectiveness of the Company committee in control systems whilst ensuring that there is an appropriate balance of controls and risks throughout the Company in achieving its business objectives. Any inappropriate restrictions on audit scope are to be reported to the Audit Committee. Internal Audit provides an independent assessment on the effectiveness and efficiency of internal controls utilising a robust audit methodology and tool to support the Company and the effectiveness and efficiency of inter-efficient and effective risk management framework to provide assurance over the Company's strategy delivery and change management initiatives. The annual audit planning cycle takes direct input from both the risk register and the Audit Committee. In turn, the Audit Committee formally approves the internal audit plan every year and reviews the plan on a quarterly basis. Any subsequent changes to the internal audit plan are approved by the Audit Committee. The scope of Internal Audit covers the audits of all units and operations. Internal Audit adopts a risk-based approach towards the planning and conduct of audits which is consistent with the Company's established framework in designing, implementing and monitoring its control systems. Other main activities performed by the Internal Audit are as follows:

- Undertake special reviews requested by the Audit Committee and/or management.
- Review the findings and action plans resulting from internal audits.

During the financial year, the audits conducted by Internal Audit are as follows:

- Field Force Management
- Health & Safety (Commercial Operations and GLT)
- Requisition to Pay (Global Process Audit)
- Record to Report (Global Process Audit)

This Audit Committee Report is made in accordance with the resolution of the Board of Directors on 22 February 2016.

Md. Mosharraf Hossain Bhuiyan ndc
Chairman of Audit Committee

Md. Azizur Rahman FCS
Company Secretary

STANDARD OF BUSINESS CONDUCT

BAT Bangladesh employees are governed by the Standards of Business Conduct (SoBC) which form an integral part of the Company's corporate governance. It is a fundamental policy of the Company and the Standards require all employees to observe and comply with the laws and regulations applicable to them as well as operate in accordance with high standards of business integrity. Employees must exercise honesty, objectivity and diligence in doing their work and must ensure that the Standards are never compromised for the sake of results. As such, the Standards continue to underpin our commitment to high standards of corporate responsibility.

The Standards are designed to:

- (a) Help employees who are faced with making difficult judgements in the course of doing their work and ensure that all decisions and judgements made by employees are lawful and comply with high ethical standards;
- (b) Set a tone and culture for the organisation which will enable it to be regarded as a good corporate citizen; and
- (c) Give reassurance to BAT Bangladesh's stakeholders, with whom the Company comes into business contact.

The areas covered by the Standards are:

- 1) Whistle Blowing
- 2) Conflicts of Interest
- 3) Bribery and Corruption
- 4) Entertainment and Gifts
- 5) Respect in Workplace
- 6) Human Rights and Our Operations
- 7) Charitable Contributions
- 8) Accurate Accounting and Record Keeping
- 9) Protection of Corporate Assets
- 10) Confidentiality and Information Security
- 11) Insider Dealing and Market Abuse
- 12) Competition and Anti-Trust
- 13) Money Laundering
- 14) Illicit Trade
- 15) Sanctions

To ensure compliance, all management employees, including the Board of Directors, are required to declare their compliance with the SoBC and disclose any conflicts of interest on a yearly basis. Conflicts of interest to be declared in the compliance are in relation to whether the employee and/or immediate family have an interest in or association with the operations of the companies/business which may lead to a conflict of interest. Immediate family here includes parents, spouses, children, brothers and sisters as well as step and adoptive relations.

Compliance with the Standards is monitored regularly by the Board of Directors and the Audit Committee of the Company. The Legal & External Affairs Department/Company Secretary of the Company is charged with the responsibility of reporting to the Board of Directors on an annual basis regarding the compliance of these Standards by BAT Bangladesh and its employees. Employees have a duty to report incidences of non-compliance with the Standards and any other incidences of wrongdoing at work.


We are committed to providing a safe working environment for our employees and treat all our colleagues and business partners inclusively with dignity and with respect. Bullying colleagues is strictly prohibited. We do not employ child labour which is highlighted in the 'Human Rights & Operations' segment. Training sessions in different regions including the Head Office have been conducted by the Company Secretary & Commercial affairs Manager to ensure that our employees have precise understanding about the Company's principles and standards covering all the sections of SoBC 2014 in their activities and behaviour.

The Standards are made available to our employees and Board of Directors at the Company's corporate website at www.batbangladesh.com

S TREAM

OF PURITY

Safe drinking water has long been a scarce resource in remote areas. Arsenic contamination, salinity intrusion, and ground water depletion are among the numerous factors that constrict its natural cleanliness. Probaho, an initiative of BAT Bangladesh, brought about a significant change across particular districts, when the installation of water filtrations saw 350,000 litres of pure water and 170,000 healthier lives as the outcome. In 2015, 'Probaho' was titled as the Best CSR Project by the prestigious Asia Responsible Entrepreneurship Award (AREA) in Asia Pacific region.



BOARD CSR COMMITTEE



Left to Right: Mr. Shehzad Munim, Managing Director; Ms. Mubina Asaf, Head of Legal & External Affairs, Mr. Jalal Ahmed, Non Executive Director; Mr. Mohammad Moinduddin Abdullah, Independent Director (Chairman, CSR committee), Mr. Anowarul Amin, Corporate Affairs Manager, Mr. Md. Azizur Rahman FCS, Company Secretary and Mr. Mikail Shipar, Independent Director

BOARD CSR COMMITTEE REPORT

Corporate Social Responsibility (CSR) is core to the 'Responsibility' strategy of British American Tobacco Bangladesh Company Limited ('BATB' or 'BAT Bangladesh' or 'The Company'). It is integral to the business sustainability and enhancement of long-term stakeholder value. The Company has a role to play in helping society to achieve the necessary sustainable balance of economic growth, environmental protection and social progress.

Purpose Of CSR Committee

The purpose of the Board CSR Committee is to ensure management of the Company's CSR initiatives in a way that ensures business sustainability and creates and maintains positive impact for the reputation of the Company among its stakeholders.

Authority

The Board CSR Committee is authorised by the Board of Directors to evaluate activities within the business with respect to CSR. The terms of reference of the Committee may be amended from time to time as required, subject to approval by the Board of Directors of the Company.

Committee and its Meetings

The Committee usually meets three times a year ensuring the presence of all members in the meeting. Mr. Kamrul Hasan as the chairman of Board CSR Committee guided the Company for various CSR initiatives. He added great value to every dimension in terms of the CSR endeavours of BAT Bangladesh during his tenure as Chairman. Following the resignation of Mr. Hasan, the Board appointed Mr. Mohammad Moinuddin Abdullah as the chairman of this committee. The committee is comprised of the following members;

Mr. Kamrul Hasan Former Chairman Non-Executive Director (Resigned 8 September, 2015)
Mr. Mohammad Moinuddin Abdullah Chairman Independent Director
Mr. Jalal Ahmed Member Non-Executive Director
Mr. Mikail Shipar Member Independent Director
Mr. Shehzad Munim Member Managing Director, BATB
Mr. Md. Azizur Rahman FCS Secretary Company Secretary, BATB

Ms. Mubina Asaf, Head of Legal and External Affairs and Mr. Anowarul Amin, Corporate Affairs Manager, are the permanent invitees to the CSR Committee meetings by their designation. Other relevant Managers and stakeholders may attend the meeting by invitation.

Activities Summary

In 2015, the CSR Committee highlighted the following matters:

- BAT Bangladesh CSI (Corporate Social Investment) portfolio includes three flagship CSI programmes. These are Afforestation, Safe Drinking Water and Solar Home Systems. These programmes drive the corporate reputation based on the sustainable agriculture and environment theme.
- Water Filtration Project: Recognising the necessity of water and sanitation, specifically in the context of the Sustainable Development Goals, BAT Bangladesh has stepped forward with a safe drinking water project for its community people. So far, 65 water filtration plants have been installed ensuring pure drinking water for approximately 170,000 people every day. In 2015, 6 new water filtration plants were established in the communities. As a result of running this particular CSR Programme - Probaho, BAT Bangladesh won the 'Asia Responsible Entrepreneurship Awards' in Asia Pacific for best CSR project, in 2015.
- Solar Home System Project: BAT Bangladesh is providing Solar Home Systems in hill tract communities those were previously deprived of electricity. The solar home system initiative of BAT Bangladesh installed 135 units of solar home systems in 2015 which totals to 1,801 units in sixteen remote villages in Bandarban and Khagrachari districts, providing about 11,000 rural people their first access to electricity at home.
- Afforestation Project: British American Tobacco Bangladesh initiated its afforestation

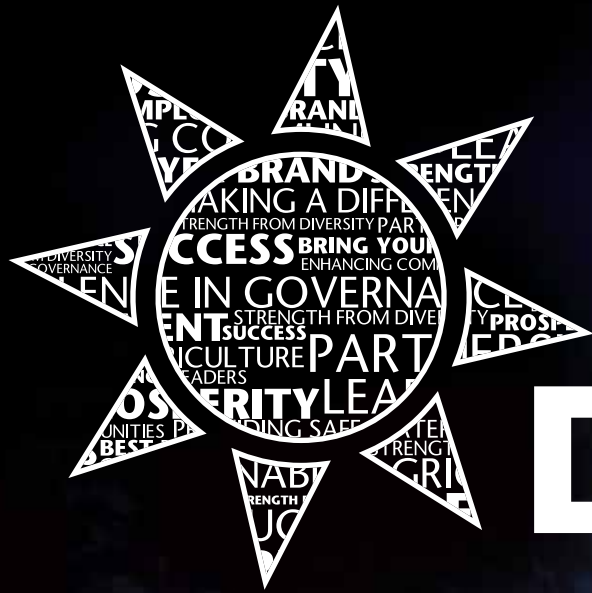
programme in 1980 when the forest department of the Government of Bangladesh called on the private sector to support its endeavour to conserve the forests. So far, BAT Bangladesh has contributed around 9 crores saplings to the country's afforestation initiative in the last 35 years. Saplings consist of fruit, timber and medicine yielding species. In 2015, as a Company we have participated in 19 local level tree fairs by the invitation of local administrations and won first prizes in all of them. This is the highest number of awards received from local level administration in recent years.

- Aligning our CSI with Government and Group requirements, its business relevance, and focus on contributing to Government's agenda on Sustainable Development Goals(SDGs).
- Engaging with local and national level stakeholders, highlighting the fact that BAT Bangladesh supports many other national and

local agendas like agricultural advancement, people development, and economic infrastructural progress which impact positively on Nation Building.

- A research on 'Impact Evaluation of CSR Initiatives' has been conducted by an independent professional entity. The research report includes impact analysis on different parameters of all three CSR initiatives as well as the annotations of beneficiary communities. We believe that the outcome of this impact study would add value to our CSR initiatives.

As a responsible Company, British American Tobacco Bangladesh believes that the business has a key role to play in helping society to achieve the necessary sustainable balance of economic growth, environmental protection and social progress. Therefore, its CSR activities are designed to contribute to the economic, social and environmental sustainability of the community in which it operates.

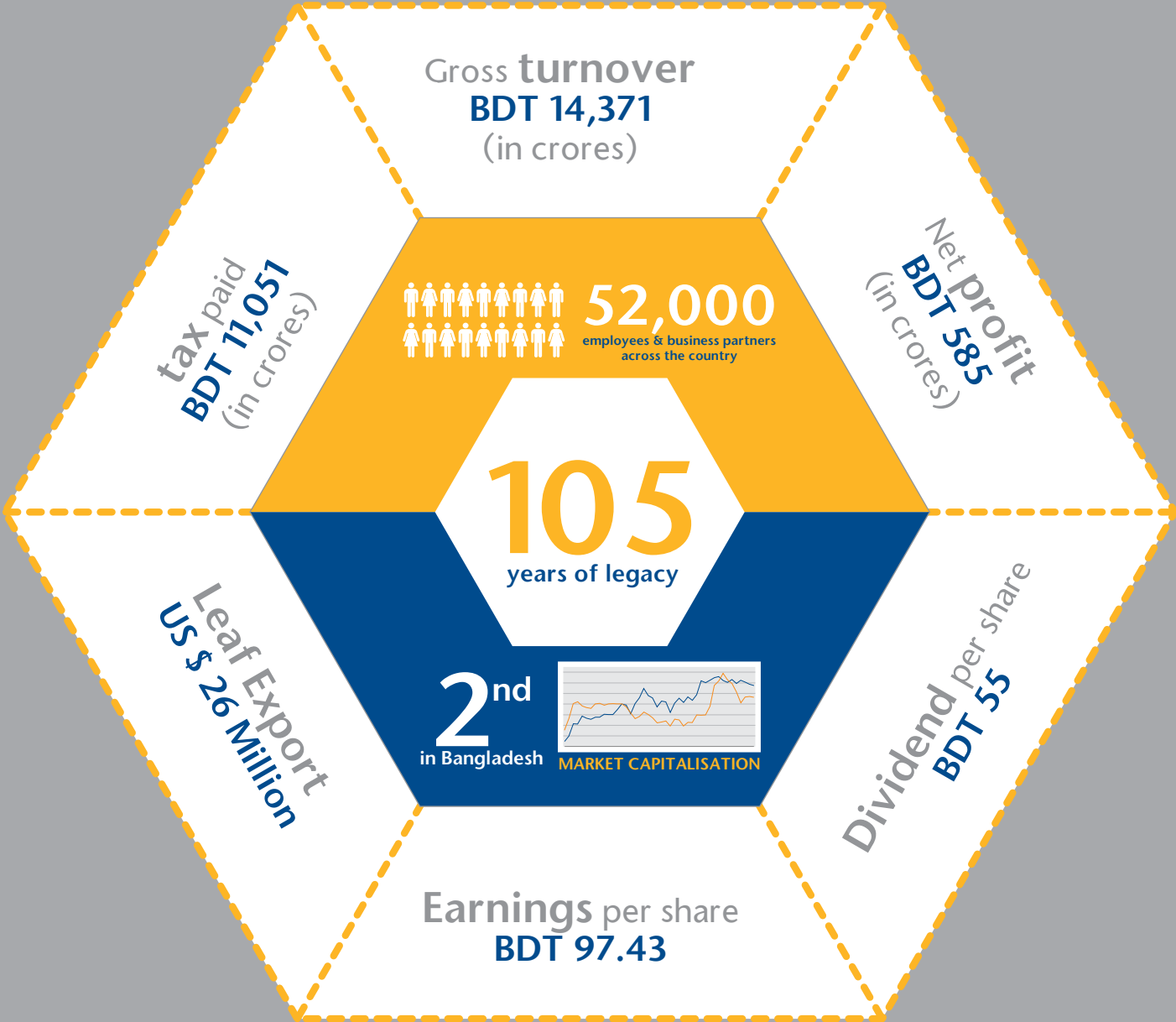


BEAM OF DEVELOPMENT

Modest investments in electricity and connectivity have always inspired notable changes in deprived communities. In Bangladesh, about 70% of electricity gets supplied from the national grid, the remaining gap is in need of immediate improvement. BAT Bangladesh stepped forward to solve the problem, having installed 1,801 units of solar home systems in 16 villages of the Bandarban and Khagrachari districts and benefitting more than 11,000 rural people.



Company **AT A GLANCE**



DIRECTORS' REPORT 2015

It is a pleasure and privilege on the part of the Board of Directors to present herewith the Directors' Report and Auditors' Report together with the audited financial statements of British American Tobacco Bangladesh Company Limited (BATB) for the year ended 31 December 2015.

Key Strategic Pillars of Business

2015 was a prolific business year for BATB. Despite cut-throat competition and political turmoil associated with various other market and regulatory uncertainties, the Company continued to enhance the value for its shareholders' investments. Continuing with previous practice, the Company was governed under the strategic pillars of Growth, Productivity, Sustainability and Winning Organisation as the main driving force for its outstanding attainments. The notable achievements of the business under each pillar, together with the salient features of such performance are described and depicted in the succeeding parts of this report.

GROWTH

Economic & Industry Outlook

The year 2015 registered a modest turn around and performance revival in most sectors after the nationwide blockade in first quarter of 2015. The overall cigarette industry recovered from the turmoil in first quarter of 2015 and started growing in the later part of 2015; however, on a full year basis, the industry had a marginal growth over same period last year. The growth dynamics of the industry varied across the 4 price segments. Low segment experienced the highest growth in 2015 while Medium and High segment has declined driven by the abnormal price increase dictated in the National Budget in June 2015. The Premium segment also remained under pressure as the declining trend of the last few years continued in 2015. Under the current market dynamics due to pricing policies, the industry growth will be driven by Low segment.

Company Performance

Amidst the external and competitive challenges in 2015, BATB has achieved growth in volume, market share and turnover. However profit after

tax and EPS was down due to increased corporate tax. This growth was achieved through a focused business strategy that was supported and implemented by our dedicated people across all business functions. Our brand portfolio was strengthened through consumer relevant initiatives and excellence in retail level executions. The focus throughout the year was to match consumer expectations with the right offers across all segments. The entry of Japan Tobacco International in the market coupled with Phillip Morris International entering High segment has further intensified the competitive landscape of the industry.

Sales volume increased by 9% with higher growth in the low segment offsetting the decline in the upper three segments. The price indexing gap between the low segment and the upper segments has further widened which is causing down trading to the low segment. This trend continues to be a matter of concern as it negatively impacts not only BATB but also Government's revenue earning capacity from the cigarette industry. Therefore, we continue to engage with policy makers to ensure that balanced taxation policies are implemented and the down trading is reduced for the sustainability of the industry. A review on the performance of each of the cigarette segments follows:

Premium Segment:

Once again Benson & Hedges faced tough challenges in the market with high price increases in 2013, 2014 and 2015 resulting in a gradual volume decline. The Company continues to focus on building the equity of Benson & Hedges and has made consumer-centric investments which have strengthened the brand. This segment is facing competition due to the increased availability of the smuggled cigarette in the market due to the price differentiation between local cigarettes and duty free foreign cigarettes. We are closely watching the activities of the global players of this segment in order to maintain sustainability of our brand.

John Player Gold Leaf delivered a good performance in first half of 2015 driven by the launch of the new variant John Player Gold Leaf Special. However, the brand suffered sharp decline in volume after price increase was

imposed in this segment during the national budget in June 2015. Consistent investment and consumer-relevant innovation has continued behind this brand to hold the strong brand equity and to retain its leading brand status within this segment. An innovative 12's pack was introduced to optimize the pricing benefit to consumers, but the brand still struggles to regain its pre-budget base.

High Segment:

The current High segment has declined in volume as consumers are moving down to Low segment brands. Despite the decline in volume, Star Filter has performed well to strengthen its position in the segment. We have continued regular market investment behind this segment's brands by consistently improving quality to meet consumer preference.

Medium Segment:

Due to change in pricing structure dictated by National Budget in June 2015, our previously Medium segment brand Star Filter has been placed at High

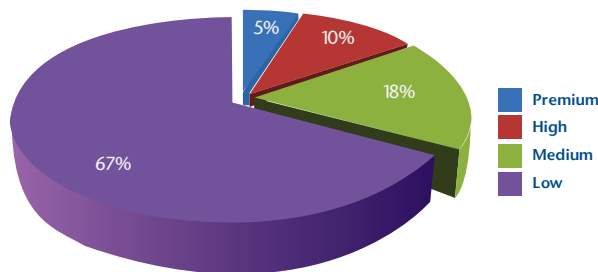
Segment and we are paying higher taxes for the brand Star Filter despite being a medium segment brand to the consumers.

Low Segment:

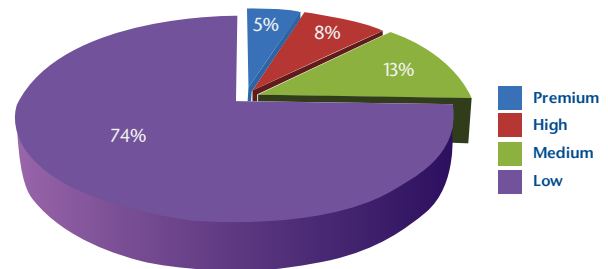
The Industry share in this segment has increased from 67% to 74% (on calendar year basis). If we look at the first half of the current fiscal year (2015-2016), low segment share has reached almost 80% level, We believe that the growth of this segment is driven by the lack of proportionate price increases in low segment while the other segments continued to experience consistent price increase. The massive growth in this segment is a major concern for BATB and we believe that government revenue is also lagging due to the down trading to this segment. Government should find the right pricing strategy to maximize their revenue by minimizing the down trading. The pricing strategy need to be worked out in the next national budget to facilitate a stable revenue growth of the government and profitability of the manufacturer.

Segment share (Volume) of the cigarette industry for the full year is shown below:

2014 (Jan to Dec)



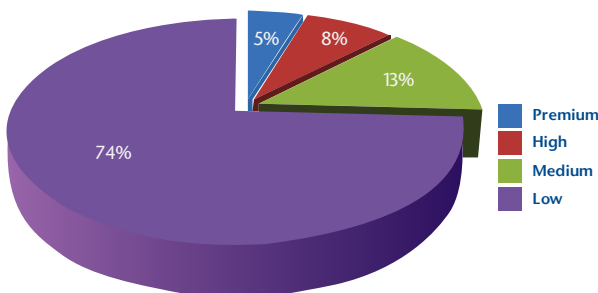
2015 (Jan to Dec)



The following chart also shows the low segment's volume contribution vis-à-vis its revenue contribution to govt.

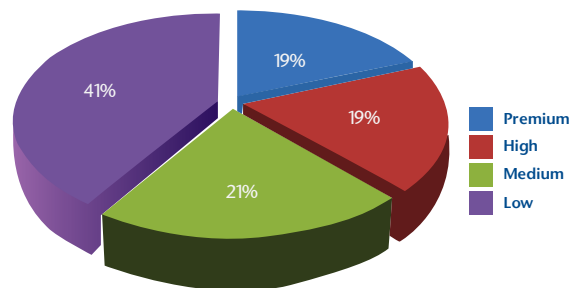
Volume contribution

2015 (Jan to Dec)



Govt. Revenue contribution

2015 (Jan to Dec)

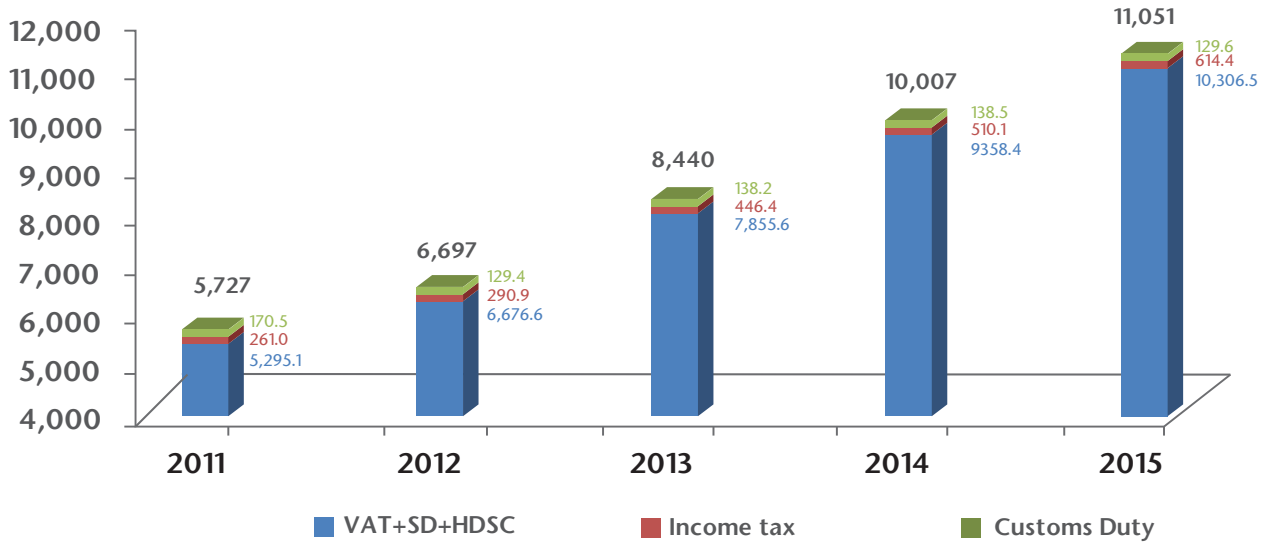


It is very clear from the above chart that while low segment contributes 74% of the total volume, this segment contributes only 41% of the total revenue of the govt. from the cigarette industry. Thus, govt. has a huge opportunity to increase the revenue from cigarette industry by just correcting the pricing and tax structure of low segment.

BATB's Contribution to National Exchequer

In 2015, the Company contributed BDT 11,051 crores as Value added tax, Supplementary Duty, Health Development Surcharge (HDSC), Income Tax & Customs duty. This represents an increase of BDT 1,044 crores. BATB contributed 68% of the total VAT, SD & HDSC collected from the Cigarette industry. The Company will continue to support Government proposals that help to establish a sustainable level of tax contribution to the National Exchequer while ensuring a sustainable growth for the industry and promoting a level playing field among market players. Since this is a matured industry, it must not be stretched too far without considering the market segment dynamics and its ability to absorb price increases.

The Company recognizes the Government's revenue growth targets and the industry has been working with the National Board of Revenue (NBR) over the years to ensure sustainable revenue growth from the cigarette industry. While listed companies of all other industries enjoy a privileged corporate tax rate, the same privilege has been withdrawn by the Govt. for listed Cigarette companies. Company strongly feels that by targeting the corporate tax structure of a listed cigarette manufacturer, it significantly impacts the shareholders' return (which includes the Government of Bangladesh as well as the local shareholders) and also takes away the incentives for other tobacco companies to get listed and thus boost up the capital market. The Company believes that the Government will reinstate investment-friendly corporate tax rate structures while considering the upcoming National Budget. Cigarettes are already highly taxed (in the form of Supplementary duty) and there is no instance of discriminated corporate tax anywhere in the world for Tobacco Company despite being listed. We will apprise the regulators to correct the position in the next national budget.



Financial Results

BATB's gross turnover for the year was BDT 14,371 crores, up by BDT 1,699 crores from the previous year. This increase was driven by volume growth and Government led price increase offset by massive downtrading. The higher profit before tax reflects higher volumes and increased prices, coupled with cost savings and productivity initiatives driven across the Company. However, due to removal of 5% concessional corporate tax rate (40% to 45%) on a retrospective basis, Profit after Tax has reduced by 6.8%, from BDT 628 crores in last year to BDT 585 crores in 2015.

PRODUCTIVITY

In line with 9% growth in sales volume, the overall supply chain has been challenged to deliver on-time in full production. As a result, manufacturing capacity was scaled up and also modified to cater to different pack formats. This required significant investment and meticulous planning so that the growing diverse market demand could be met with minimum disruption in the manufacturing process. A series of productivity initiatives were undertaken not only to improve machine efficiency but compensating for the disruption in production while scaling up the factory. The year 2015 also marks the highest ever buying and processing of green leaf. Our leaf growing area was also revamped through various productivity initiatives to process this incremental leaf volume while not increasing the land area used.

Cost of Goods Sold and Profit Margins

In spite of various challenges beyond company control, which threatened to disrupt our supply chain in the year, we could manage logistics and other involved contingencies, which ensured that our ability to manufacture and supply cigarettes to the market was not compromised. These eventualities increased the costs of production and sales resulting in upward pressure on our cost base. However, your Company was able to mitigate this through delivering a number of cost control initiatives that resulted in minimisation of cost of goods sold per unit in 2015.

Furthermore, your Company continued its company-wide smart cost management program and analysed and explored all opportunities to reduce costs structures. This program has helped to optimize the operating expenses of the Company and focused resources on areas that were required to fuel growth and sustainability.

As a result of all these efforts, the Company's operating margin has marginally improved from 32% in 2014 to 33% in 2015.

SUSTAINABILITY

Climate and environmental conservation has always been an issue of intense importance for Bangladesh. This is more so, as according to various naturalists reports, Bangladesh will remain a vulnerable nation to the impacts of climate change in the decades ahead. With that in consideration, BATB believes that business has a key role to play in helping society to achieve the necessary sustainable balance of economic growth, environmental protection and social progress in ways that will build value for all our stakeholders.

The flagship activity of the Company, the Afforestation Program, began in 1980. So far, your Company has distributed approximately 9 crores free saplings in and around our operational areas including 4 million saplings alone in 2015. This continued effort makes the program the largest private sector driven afforestation programs in the country. The Company is committed to continue this program to support the Government initiative to combat the adverse effects of climate change. Over the years, the Company received a number of national and international awards and accolades for the afforestation drive across the country. Your Company received Asia's top rank business award 'Asia Responsible Entrepreneurship Award for Green Leadership' from Enterprise Asia for the largest afforestation project in the private sector of Bangladesh.

Millions of people in Bangladesh face scarcity of safe drinking water due to arsenic contamination. Responding to this need BATB has taken up a project that provides approximately 350,000 liters of arsenic and other impurities free safe drinking water to arsenic-prone rural communities every day. This program is aligned with the Government's aim to achieve the Sustainable Development Goals of securing access to safe drinking water. So far, 65 water filtration plants have been installed, using government approved water filtration technology in Jhenaidah, Chuadanga, Meherpur, Kushtia, Tangail, Manikganj, Satkhira, Gopalganj, Lalmonirhat, Kurigram, Jamalpur, Madaripur and Natore ensuring pure drinking water for nearly 170,000 people every day.

To complement Bangladesh Government's efforts in the renewable energy sector, BATB has

undertaken a project to install solar home systems in village homes that are in remote, off-grid areas of Chittagong Hill Tracts. The solar home system initiative of BATB supplied 135 units of solar home systems in 2015 (which totals to 1,801 units since inception of this program) in remote villages in Bandarban and Khagrachari districts, giving about 11,000 rural people their first access to electricity at home.

BATB has had a fruitful partnership with farmers across the country through its various programs dedicated to improving agricultural practices and standards. The Company's Leaf function starts with the hard works of around 35,000 registered farmers within the village community. BATB's contract farming model has been a proven and renowned model for years. The Company ensures that the sources are sustainable by proactively setting high standards of agricultural practices. The initiatives include green manuring with Dhaincha (*Sesbania Aculeata*) - an effective approach to enrich soil health and fertility. Dhaincha is also promoted as an alternate fuel in leaf growing areas. In 2015, the Company distributed nearly 250 metric tons of free Dhaincha seeds amongst farmers. Moreover, Integrated Pest Management Clubs have also been expanded in collaboration with the Department of Agricultural Extension to educate the farmers about the adoption of good agricultural practices. As a result of this continuous education program farmers became more cautious and conscious about the use of chemical pesticide in farming and adopted the use of neem in different forms as an alternative to chemical pesticide.

Improving soil fertility and conserving water are integral elements of good agricultural practices. The Company provides the know-how and bears the full cost to install compost pits in the homesteads of our registered farmers. This significantly reduces dependence on the use of chemical fertilizers and also reduces the cost of production and increase the organic matter content in the soil resulting improved fertility in the cultivation area. As a water management program, proper irrigation systems have been introduced which ensures that, only the required level of water is used and there is no wastage. The Company acknowledges its impact as well as dependence on biodiversity, through the business operations and use of eco-system services, such as forest products, soil and water. So far, 64 biodiversity corners including 8 new corners have been established in 2015 with the help of the registered farmers in order to make

farming communities aware of the importance of different elements in nature and their contribution in the eco-system. The biodiversity corners are located in Kushtia, Meherpur, Chuadanga, Jhenaidah, Rangpur, Manikganj, Bandarban, Khagrachari and Cox's Bazar districts. The Company supports sensible tobacco regulations that balances the preferences of consumers with the interests of society and enables the business to continue to compete and prosper. The Company is conducting all its activities in line with the amended Smoking and Tobacco Products Usage (Control) Act, 2013. All of the marketing activities are governed by the Smoking and Tobacco Usage (Control) Act, 2005 and Amendment Act, 2013 and their subsequent rules along with the BAT Group's own International Marketing Principles. A collaboration of the Tobacco Laws and International Marketing Principles combines the Company's Marketing Communications Guideline. These principles symbolize the commitment to marketing the company products appropriately and only to adult users in compliance with local laws and regulations. Therefore, BATB is fully conscious of its standpoints and responsibilities.

The tobacco industry has an economic impact both in terms of revenue generation for the Government and employment generation by employing 1,400 direct employees, and 52,000 indirect employees in the form of farmers, distributors and suppliers and over 1.3 million retailers. The Company therefore, seeks that the Government takes an inclusive and participative approach about tobacco regulations, so that the regulatory policies reflect the views of all relevant stakeholders and are practical and enforceable.

WINNING ORGANISATION

The year-end attainments of the Company in 2015, even with so many challenges confronted, demonstrates the resolves and determination of the Board, Management and overall the peoples of BATB. The outstanding performance of the year is the ultimate achievement of its hardworking people and the efficiency of the teams. The people of BATB are ever committed in driving the business with passion to win in an ever-changing business environment. The rapid success and growth of the company is powered through providing employees with an amazing work environment and involving the employees within the core business strategies. Peoples' constant resilience to tackle all the challenges has transformed BATB into an organisation that is energetic and catapults it to success.

BATB focuses on the learning and growth of its people with the aim of developing leadership abilities to assist the people realize their full potential. This is done by supplying the right opportunities to learn from their leaders and applying BAT's globally recognized learning and development platforms. The organisation continues to provide the people with an environment that listens to their queries and that nurtures the talent. More than 240 managers have been trained through programs that helped them unleash their full potential. BATB focuses on building functional skills and also provides hands-on experiences to develop individuals as leaders. With the aim of sustaining the present agenda for talent, 101 employees were transferred to other roles and 71 were promoted. International assignments were given to 18 Bangladeshi managers in countries such as UK, Singapore, Cambodia, Poland, Japan, Korea and Pakistan. On top of that, 450 employees were provided with leadership and functional skills training.

The vigorous assessment tools and techniques that BATB implements help bring in the best talent that add to the sustainable performance of the Company. The 12th edition of "Battle of Minds", the flagship talent promoting program of the Company was launched for universities all over Bangladesh. Battle of minds provides students with fantastic exposure and a platform to showcase their talent. Every year Battle of Minds comes up with new ways to be more challenging as was the case this time around. Battle of Minds 2015 was bigger than ever before

and posed even tougher challenges for the participants. The talent brand that celebrates the endeavours of the employees was launched alongside Battle of Minds. The total number of participants exceeded over 2500 this year as BATB is determined to leave a footprint in the nation-building process with the help of its Battle of Minds and the success stories of its employees through the talent brand.

The people of BAT are the reason for its success and BATB tries continuously to provide a work environment and culture that motivates people and helps them achieve their full potential. BATB takes on multiple initiatives in order to create a workforce that is highly engaged and strives to bring the people together in achieving the organisational objective. We work constantly in involving people to make sure that they corroborate with the mission and vision of the company as well as their individual missions and vision. We also work to ensure that they believe in what they are doing will take BATB toward growth.

In order to ensure that the values of the organisation touch the employees' lives, the Company organizes events such as Family Day; Kid's Carnival and encourages its people to take part in various sports and games that make up the events. All in all, BATB remained steadfast and ready to face the constant challenges that came in our way in 2015 and at the same time meet the goals of the Company and deliver results for our shareholders.

KEY OPERATING & FINANCIAL INFORMATION

The key operating and financial information for the year 2015 along with the preceding four years are presented below:

Financial & Operational Performance Summary	2015	2014	2013	2012	2011
Operational Results (financials in million BDT)					
Gross Turnover	143,712	126,725	109,582	90,174	75,357
Net Turnover	39,895	35,562	31,225	27,471	23,269
Profit before Tax	12,460	10,866	9,104	6,501	4,914
Profit After Tax	5,846	6,282	4,924	3,942	2,551
Share Capital	600	600	600	600	600
EPS in BDT	97.43	104.70	81.14	65.59	42.51
No of Employees	1,400	1,353	1,251	1,119	1,146
Total Contribution to National Exchequer in million BDT	110,505	100,070	84,402	66,969	57,266

DIVIDEND

In view of the performance of the Company and the current liquidity position, the Board recommends a final cash Dividend of BDT 55 per share i.e. amounting to BDT 3,300,000,000 for the year 2015, translating into 56.45% of Profit after Tax, to be approved in the 43rd Annual General Meeting of the Company.

After approval of the above mentioned proposed final dividend, the summary of the total dividend paid in 2015 is represented below:

Amount in Million BDT	2015	2014	2013	2012
Profit after Tax	5,846	6,282	4,924	3,942
Interim Cash Dividend	-	600	600	600
Final Cash Dividend @ Tk 55 per share	3,300	2,700	3,120	3,120
Retained Profit for Reinvestment	2,546	2,982	1,204	942

Board of Directors

The Board of Directors of the Company consists of nine Directors. Out of the nine members in the Board, seven are non-executive Directors including three independent Directors and most of whom are also senior officials of the Bangladesh Government. The composition of the Board during 2015 was as follows:

- **Mr. Golam Mainuddin**
Chairman, Board of Directors
- **Mr. Shehzad Munim**
Managing Director
- **Mr. Kamrul Hasan**
Non-Executive Director & Chairman CSR Committee
(Resigned w.e.f. 8 September 2015)
- **Mr. Md. Mosharraf Hossain Bhuiyan ndc**
Independent Director & Chairman, Audit Committee
- **Mr. K. H. Masud Siddiqui**
Non-Executive Director
- **Mr. Mohammad Moinuddin Abdullah**
Independent Director
- **Mr. Mikail Shipar**
Independent Director
(Appointed w.e.f. 15 March 2016)
- **Mr. Jalal Ahmed**
Non-Executive Director
- **Mr. Md. Fayekuzzaman**
Non-Executive Director
(Resigned w.e.f. 22 February 2016)
- **Mr. Md. Iftikhar-Uz-Zaman**
(Appointed w.e.f. 22 February 2016)
- **Mr. William Francis Pegel**
Finance Director
- **Mr. Md. Azizur Rahman FCS**
Company Secretary

Mr. Kamrul Hasan and Mr. Md. Fayekuzzaman resigned from the Board with effect from 8 September 2015 and 22 February 2016 respectively. The Board of Directors would like to put on record the excellent contributions towards the continuous improvement of the Company by them during their tenure as Non-Executive Directors and wish them every success in the future.

DIRECTORS PROPOSED FOR RE-ELECTION

K. H. Masud Siddiqui and Mr. Md. Iftikhar-Uz-Zaman who were appointed to the Board after the last Annual General Meeting shall retire in the ensuing meeting. Mr. Jalal Ahmed shall also retire from the Board by rotation at the 43rd Annual General Meeting. All the retiring Directors, being eligible, are proposed for re-election at the 43rd Annual General Meeting.

In accordance with the Articles of Association of the Company, Mr. Golam Mainuddin having reached the age above 65 years shall retire at the upcoming General Meeting. However, being eligible, he is also proposed for re-election at the Meeting for one year i.e. until the conclusion of the 44th Annual General Meeting.

Appointment of Independent Directors

Mr. Mohammad Moinuddin Abdullah was re-appointed as Independent Director and Mr. Mikail Shipar was also appointed as an Independent Director by the Board of Directors in its meeting dated 15 March 2016. As per the notification of BSEC the appointment of Mr. Mohammad Moinuddin Abdullah and Mr. Shipar would be placed for approval at the 43rd Annual General Meeting.

Board Subcommittees:

There are currently three functional sub-committees of the Board, namely: Audit Committee, Compensation Committee and CSR Committee, the details of which are as follows :

BOARD AUDIT COMMITTEE

As per stipulations of the Bangladesh Securities and Exchange Commission (BSEC) Guidelines, the Board has constituted an Audit Committee which is mentioned in the Compliance Report enclosed herewith. The Committee comprises of Mr. Md. Mosharraf Hossain Bhuiyan ndc (Independent Director & Chairman of Audit Committee), Mr. K. H. Masud Siddiqui, Mr Md. Fayekuzzaman and Mr. Golam Mainuddin. However, effective 22nd February 2016, Mr. Md. Fayekuzzaman has been replaced by Mr. Iftikhar Uz Zaman. All the members of the Committee are non-executives Directors

and the Chairman of Audit Committee is an Independent Director. The Audit Committee met four times during the year 2015. All the members were present in all meetings of the Committee. Mr. Md. Azizur Rahman, Company Secretary served as the Secretary to the Audit Committee. Our Internal Audit Manager, Mr. Towhid Akbar, had presented the audit findings to the Audit Committee in the meetings. The key performances of the Audit Committee during the year were as follows:

- Reviewed and recommended to the Board the quarterly and annual financial statements.
- Considered and recommended to the Board the appointment and remuneration of the Statutory Auditors and Compliance Auditor of the Company.
- Reviewed and appraised the performance of the internal control system.
- Reviewed and recommended to the Board the Internal Audit Plan and monitored the progress about the same.
- Discussed the Internal and External Audit Report and findings therein with the auditors, members of Management and monitored the status of implementation of recommendations therein.
- Reviewed and considered the report on matters as required under the BSEC Guidelines.
- Reviewed the Loss and write-off report.

BOARD COMPENSATION COMMITTEE

The Board Compensation Committee makes recommendations to the Board on terms of employment of the members of the Executive Committee, managers and employees. This Committee met two times in 2015, and is headed by a Non-Executive Director. The other members include the Managing Director and the Finance Director. The Head of Human Resources functions as the Secretary to the Board Compensation Committee.

BOARD CSR COMMITTEE

The Board Corporate Social Responsibility (CSR) Committee is comprised of four Directors, of which, an Independent Director is the Chairman. The constituents of the Committee are Mr. Mohammad Moinuddin Abdullah (Chairman of CSR Committee), Mr. Mikail Shipar, Mr. Jalal Ahmed and Mr. Shehzad Munim. The purpose of the Board CSR Committee is to ensure long term sustainability of Company aspirations and management of the Company's CSR initiatives. The initiatives are managed in a way that secures business stability and creates positive image and reputation of the Company amongst the stakeholders and establishes the Company's commitment to the nation at large. The CSR committee met 1 (one) time in 2015.

GOING CONCERN

The Directors are of the opinion that the Company is a going concern. Accordingly, Financial Statements are prepared on a going concern basis.

THE SYSTEM OF INTERNAL CONTROL

The Board of Directors assures its Shareholders that the Company has a risk management process to ensure that the system of internal control is sound in design and has been effectively implemented and monitored. Although it is possible that all risks to the business are not known at present The Company takes reasonable steps to identify material risks that may hamper business results and systematically reviews these risks in light of the changing internal and external environment in order to assess that controls that are in place are adequate to address these risks. This report further encloses a detailed discussion on the internal control framework under the Statement of Internal Control.

DIRECTORS' DECLARATION AS TO FINANCIAL STATEMENTS

The Directors are responsible for the governance of the Company, and as part of preparation and presentation of the financial statements, the Directors confirm, to the best of their knowledge that:

- The financial statements, prepared by the Management of the Company, present fairly its state of affairs, the result of its operations, cash flows and changes in equity;
- Proper books of account of the Company have been maintained;
- Appropriate accounting policies have been consistently applied in preparation of the financial statements and that the accounting estimates are based on reasonable and prudent judgment;
- The International Accounting Standards, as applicable in Bangladesh, have been followed in preparation of the financial statements and any departure therefrom has been adequately disclosed;
- The system of internal control is sound in design and has been effectively implemented and monitored;
- There is no doubt, whatsoever, upon the Company's ability to continue as a going concern;

As required under the BSEC directives, the Directors further confirm that:

- The CEO and CFO have certified to the Board that they have reviewed the financial statements and affirmed that these statements do not contain any materially untrue statement or omit any material fact or contain statements that might be misleading.
- The CEO and CFO have certified to the Board that they have reviewed the financial statements and affirmed that these statements together present a true and fair view of the company's affairs and are in compliance with existing accounting standards and applicable laws.
- The CEO and CFO have further certified to the Board that there are, to the best of their knowledge and belief, no transactions entered into by the company during the year which are fraudulent, illegal or in violation of the company's codes of conduct.

RETROSPECTIVE TAX DEMAND BY LTU- NBR

On November 2013, the Large Taxpayers' Unit-Value Added Tax (LTU-VAT) authority of National Board of Revenue (NBR) claimed BDT 1,924 crores, as retrospective tax demand from the Company for the sale of the Company brands Bristol and Pilot during the years 2009 to 2013. The Company immediately protested the said claim to the Commissioner LTU-VAT as well as the NBR and also engaged with the senior relevant officials of the Government. The Company also filed two writ petitions before the High Court challenging the retrospective Tax demand by the NBR. Accordingly, the High Court stayed the retrospective tax demand along with a Rule upon the concerned VAT Authorities. However, the VAT Authorities appealed against the stay orders and after several hearings at the Appellate Division as well as the High Court, the matter was sent back to the Commissioner, LTU-VAT for adjudicating the same on merit taking into consideration the Company's objections raised in the writ petitions. Subsequently, the NBR authority, the Honourable Finance Minister and the Honourable Law Minister had a meeting together to redress our grievances. As an outcome of the meeting, the Law Ministry was entrusted to give their opinion within the purview of the VAT Law. The Law Ministry gave a clear opinion by which it was confirmed that the VAT authorities' retrospective VAT demand from the Company was not within the purview of law, hence illegal. Despite the Law Ministry's clear opinion, the Commissioner, LTU-VAT finalized the demand against the Company without taking into consideration the said opinion. BATB challenged the demand in the High Court which is currently pending. In the meantime the Company continues to engage with the relevant stakeholders to try and reach an out of court resolution.

The Company always obtained price approvals of Bristol and Pilot from the LTU-VAT authority of NBR on the prescribed price declaration form every year just after the national budget declaration. As such it is totally unjustified and against the principles of natural justice to put the blame of wrong declaration and demand of such huge claim on the Company and to ask to pay the amount.

On the other hand, the Company sold Bristol and Pilot to millions of consumers in different parts of the country at the approved price of LTU-VAT and duly paid taxes to the Government Exchequer as per the rate of taxes in each respective year. Furthermore, the principle of VAT is to collect taxes from the consumers on the basis of

consumption and it will now be impossible to realise the additional taxes from them. Moreover, LTU-VAT authority has not alleged or shown any evidence to the effect that the Company had collected price differential of Low and Medium segments from the customers. As such, the Company strongly believes that the demand to pay the taxes is devoid of logic and fairness and against the VAT law. This has also been confirmed by the Ministry of Law's opinion on this issue.

OTHER REGULATORY DISCLOSURES:

- The Company is aware of its various risks and concerns, mainly from the policy and regulatory fronts, and is prepared to meet those by systematic control. Financial risk management has been disclosed under note 33 of the financial statements
- All transactions with related parties have been made on a commercial basis and the basis was the principle of "Arm's Length Transaction". Details of related party and transactions have been disclosed under note 34 of the financial statements.
- The Company's IPO was made during inception. No further issue of any instrument was made during the year.
- From inception, the financial results of the Company have continued to grow as reflected in the yearly financial statements of the Company.
- As per IAS 1 Presentation of Financial Statements, no items of income and expense are to be presented as 'extraordinary gain or losses in the financial statements. Accordingly, no extraordinary gain or loss has been recognized in the financial statements.
- No significant variations have occurred between quarterly and final financial results of the Company during 2015.
- During the year, the Company has paid a total amount of BDT 80,250 as Board meeting attendance fees. The remuneration of Directors has been mentioned in Note 34 of the Financial Statements.
- All significant deviations from the previous year in operating results of the Company have been highlighted and reasons thereof have been explained.
- The key operating and financial data for the last five years have been disclosed in the Directors' Report.
- The Company has proposed both interim and final dividends for the year 2015.
- During 2015, a total of 12 (twelve) Board meetings were held, which met the regulatory requirements in this respect. The attendance records of the Directors are shown in Annexure-1 to this report.
- Shareholding patterns of the Company as on 31 December 2015 are shown in Annexure-1 to this report.
- The Directors' profiles have been included in the Annual Report as per BSEC Guidelines.

CORPORATE GOVERNANCE COMPLIANCE STATEMENT

BATB believes that enriched corporate governance contributes to the long term success of a company and creates trust and engagement between the company and its stakeholders. Accordingly, the Board of Directors and Management are committed to continuously strive for the highest standards in governance to ensure that the business and its affairs are in strict adherence to the doctrine and principles of proper governance such as integrity, transparency, accountability and responsible business conduct to safeguard the interests of its shareholders and stakeholders. It is the responsibility of the Company Secretary, being a governance official in the Company, to ensure effective compliance of rules and regulations in this respect.

As part of its corporate policy, BATB always strives to maximize its shareholders' value. In doing so, the Company has always been committed to maintaining high standards of Corporate Governance. The Company's Corporate Governance framework is directed towards achieving its business objectives in a manner which is responsible and in accordance with its high standards of honesty, reliability, transparency and accountability. The essential elements that define effective corporate governance in the Company are outlined in the Corporate Governance Statement which is appended in the Annual Report. The contents in the statement further expand on the broad practices in BATB. All the employees are expected to live up to these principles and guidelines which are communicated regularly throughout the Company in the form of various training and awareness programmes.

In this respect, we have the pleasure to confirm that the Company has, complied with all the necessary guidelines under BSEC Notification No. SEC/CMRRCD/2006-158/134/Admin/44 dated 7 August 2012. The Compliance Report along with the necessary remarks and disclosures is appended in this Annual Report for the year 2015. Further, a Certificate of Compliance required under the said Guidelines, as provided by M/s. Al-Muqtadir Associates, Chartered Secretaries, is also annexed to this report.

AUDITORS

As per requirements of law, the current statutory auditors KPMG Rahman Rahman Huq, Chartered Accountants, will retire at the 43rd Annual General Meeting. They have expressed their willingness to be re-appointed for the year 2016 at the same fees. Based on suggestions of the Audit Committee, the Board recommends the re-appointment of KPMG Rahman Rahman Huq, Chartered Accountants as the

statutory auditors of the Company for the year 2016 and for continuation up to the next AGM at a fee of Tk. 8,00,000 (Taka Eight lac) only and requests the Shareholders to approve the appointment.

BUSINESS COMMITMENT

As always, the Board of Directors of the Company stands firm in its commitment towards discharging its patrician responsibilities towards the innumerable stakeholders. And the Board has been quite alert on this from the very inception. Tracing back to origin, it was more than 100 years ago, when the Company established itself on this land of opportunities and possibilities - Bangladesh. Since independence, BATB has demonstrated an unwavering dedication to the country and its people and this commitment is what sets the distinction that takes BATB apart from any other business entity. This uniqueness is reflected through the passion and dedication of its employees and business partners that has brought of BATB across the country and to its today's height. BATB is listed on both Dhaka and Chittagong Stock Exchanges and is currently the highest taxpayer. In this year alone we have contributed Taka 11,051 crores to the Government exchequer in the form of supplementary duty & value added tax and other levies. We aspire to continue to be the highest taxpayer in Bangladesh in the coming years too. BATB has always cherished and shall continue to value its treasured relationship with the Government of Bangladesh, esteemed shareholders and other stakeholders of the Company.

RESPONSIBLE TOBACCO CULTIVATION

In order to meet both of our domestic and export requirement around 35,000 registered BATB farmers are involved in production and supply of high quality tobacco. Our partnership with these farmers has been a win win situation. The farmers grow a portfolio of crops round the year and tobacco crop takes only 3-4 months in the main field during winter season. It helps in crop rotation which is one of the best practices for improving soil health and crop productivity. Moreover, farmers have been replicating the Good Agricultural Practices into the other crops which they commonly used for tobacco cultivation; hence they could improve their overall farm productivity. Tobacco is a high value crop and grown mostly on demand through contract growing system. Hence the farmers have a guaranteed market with no middlemen in the system. Tobacco sales proceeds is transferred to farmers' bank account directly. The cash flow from tobacco crop is a good source of funds for buying the crop inputs - seeds, fertilizer, etc, for the other crops and hence the farmers can avoid the high interest borrowing from the conventional rural credit system. Sustainability is the key area of focus for improving

the livelihood of the farming community while we work together with our farmers. It is worth mentioning that average yield of tobacco crop has been improved from 700 kg/ha (1980) to 2200 kg/ha (2015). Hence, our farmers are catering our demand of quality tobacco by using relatively less land than any time before. Currently, tobacco cultivation occupies around 0.61% only of the total cultivable land in Bangladesh. Tobacco is the crop that belongs to the family Solanaceae (like Potato, etc) and required a normal dose of fertilisers. In fact, fertiliser requirement to tobacco crop significantly lower than Potato, Sugarcane and Maize which are commonly grown crops in Bangladesh. Tobacco farmers use balance dose of fertilisers for the better production maintaining soil health. Moreover, tobacco farmers implemented soil health management best practices like Green Manuring through Dhaincha (*Sesbania sp*) cultivation and use of farm manure & compost. In every year, the Company purchased Dhaincha seeds to distribute among the farmers at free of cost. In the year 2015, the Company brought over US \$ 26 million in the country from tobacco leaf export which supports government export drive. In conclusion, the Company is highly committed to ensure social responsibilities in tobacco leaf cultivation.

AWARDS & ACHIEVEMENTS

Our stupendous performance and management, in the year 2015 has led us achieve some prestigious awards from different credible organisations. In 2015 the Company was awarded with the following recognitions:

- ICSB Corporate Governance Excellence Award
- Most Female Friendly Organisation Award
- Asia Responsible Entrepreneurship Awards for water filtration Project- Probaho
- National Productivity and Quality Excellence award from Government
- Best Employer Award
- 19 Local Government Awards (1st Prize) for Afforestation in different districts

(Details of these awards are mentioned in the achievements section of this Annual Report)

EXPECTATIONS IN 2016

British American Tobacco Bangladesh had an ambition to provide to its countless brand users with quality products, to its numerous stakeholders of trusted business relationship and to the Bangladesh society at large with sustainable

support in whatever form that it could. This recognizes the Company's utmost urge and aspirations to be at the service and utility of the people and society where it operates. Now, looking ahead in 2016 and far beyond, BATB cherishes to go ahead with the same zeal that it had started even 100 years ago, to be the number one Company in turnover, in partnering with the national exchequer and in assisting the people in success, so as to operate as a social responsible Company.

ACKNOWLEDGEMENTS

The Board of Directors firmly believes that BATB has the necessary strengths, resources and commitments to further propel the Company to newer heights. The performance in 2015 is indeed a tribute to the pledge, promise, energy and hard works of our Directors, Management and employees together. And keeping that in mind, the Members of the Board would like to place on record their high appreciation to the valued Shareholders and all other Stakeholders of the Company for their persistent support and guidance. The Board would also like to thank each and every customer for their continued support and for making Company brands their preferred choices. The Board also recognises that its journey to accomplishments during the year was possible because of the cooperation, positive support, and guidance that it had received from the Government of Bangladesh, particularly the Ministry of Finance, Ministry of Commerce, Ministry of Agriculture, Ministry of Forest & Environment and Ministry of Housing & Public Works, National Board of Revenue, Board of Investment, Bangladesh Securities and Exchange Commission, Stock Exchanges and other stakeholders. The Board would like to appreciate the support from BATB's bankers, insurers & financial institutions, vendors, the Press & Media, business partners and all of our employees. Accordingly, the Board offers its utmost gratitude to them.

We also extend to the management and employees our warmest thanks for being the essential part of BATB during the year. It was their unrelenting commitment, dedication and diligence throughout the year that led to the Company achieving the results, awards and accolades in 2015.

We are proud of you all and look forward to your continued support as we march ahead to take BATB forward as a leading player within the Bangladesh business community.

On behalf of the Board of Directors,



Golam Mainuddin
Chairman
22 February 2016



Shehzad Munim
Managing Director

PATTERN OF SHAREHOLDINGS

Names of the shareholders along with their position of shares are listed below:

Name Of Shareholder	Shares Held	% Of Holding
i) Parent/subsidiary/associate/related parties: Raleigh Investment Co. Ltd.	43,745,358	72.91%
ii) Directors/CEO/CS/CFO/Audit Head and their spouses and minor children	100	0.00016%
iii) Executives (HOD)	nil	nil
iv) Shareholders, who hold 10% or more:	nil	nil
v) Others Shareholders, who hold less than 10%		
• Investment Corporation of Bangladesh	4,591,742	7.65%
• Sadharan Bima Corporation	1,694,047	2.82%
• Bangladesh Development Bank Limited	197,376	0.33%
• President People's Republic of Bangladesh	386,824	0.64%
• Others	9,384,653	15.65%

BOARD MEETINGS

The Board of Directors met twelve times during the year 2015. The Company Secretary and Chief Financial Officer (Finance Director) were present in the Board meetings. The attendance by each Director is mentioned below:

Present Directors' Name	No. of Attendance
Mr. Golam Mainuddin	12
Mr. Shehzad Munim	12
Mr. Kamrul Hasan	10 (Resigned on 8 September 2015)
Mr. Md. Mosharraf Hossain Bhuiyan ndc	11
Mr. Mohammad Moinuddin Abdullah	11
Mr. K.H. Masud Siddiqui	10
Mr. Jalal Ahmed	11
Mr. Md. Fayekuzzaman	11
Mr. William Francis Pegel	10

**Status of compliance with the conditions set out by the BSEC Notification
on Corporate Governance
(Report under Condition No. 7.00)**

Condition No	Title	Status	Remarks
1.1	Board Size: The number of the Board members of the Company shall not be less than 5 (five) and more than 20 (twenty)	Complied	The BATB Board is comprised of 9 Directors.
1.2 (i)	Independent Directors: At least one fifth (1/5) of the total number of Directors in the Company's Board shall be Independent Directors.	Complied	There are three Independent Directors in the BATB Board, namely: Mr. Md. Mosharraf Hossain Bhuiyan ndc , Mr. Mohammad Moinuddin Abdullah and Mr. Mikail Shipar
1.2 (ii) a)	Independent Director does not hold any share or holds less than 1% shares of the total paid-up capital	Complied	The Independent Directors have declared their compliances.
1.2 (ii) b)	Independent Director or his family members are not connected with the Company's any sponsor or Director or Shareholder who holds 1% or more shares	Complied	DO
1.2 (ii) c)	Does not have any other relationship, whether pecuniary or otherwise, with the Company or its subsidiary/associated companies	Complied	DO
1.2 (ii) d)	Independent Director is not a member, Director or officer of any Stock Exchange	Complied	DO
1.2 (ii) e)	Independent Director is not a shareholder, Director or officer of any member of Stock Exchange or an intermediary of the capital market	Complied	DO
1.2 (ii) f)	Independent Director is not a partner or an executive or was not a partner or an executive during the preceding 3 (three) years of any statutory audit firm	Complied	DO
1.2 (ii) g)	Independent Director shall not be an Independent Director in more than 3 (three) listed companies	Complied	DO
1.2 (ii) h)	Independent Director has not been convicted by a court of competent jurisdiction as a defaulter in payment of any loan to a bank or a Non-Bank Financial Institution (NBFI)	Complied	DO

Condition No	Title	Status	Remarks
1.2 (ii) i)	Independent Director has not been convicted for a criminal offence involving moral turpitude	Complied	DO
1.2 (iii)	The Independent Director(s) shall be appointed by the Board of Directors and approved by the shareholders in the AGM	Complied	The appointments are duly approved at AGM
1.2 (iv)	The Post of Independent Director(s) can not remain vacant for more than 90 (ninety) days	Complied	No vacancy occurred
1.2 (v)	The Board shall lay down a code of conduct of all Board members and annual compliance of the code to be recorded	Complied	The Company has laid down a detailed code of conduct for all known as 'Standards of Business Conduct' which is applicable for the Directors as well. Every Director has signed a confirmation as to its compliance.
1.2 (vi)	The tenure of office of an Independent Director shall be for a period of 3 (three) years, which may be extended for 1 (one) term only	Complied	The Independent Directors (IDs) are in their regular term of office.
1.3 (i)	Independent Director should be a Business Leader/Corporate Leader/Bureaucrat/University Teacher with Economics or Business Studies or Law background/Professionals like Chartered Accountants, Cost & Management Accountants Chartered Secretaries. The Independent Director must have at least 12 (twelve) years of corporate management/professional experiences	Complied	Existing Independent Directors are bureaucrats with more than 12 years of experience.
1.3 (iii)	In special cases the above qualifications may be relaxed subject to prior approval of the Commission	Not Applicable	
1.4	Chairman and CEO shall be filled by different individuals. Chairman shall be elected from among the Directors. The Board of Directors shall clearly define respective roles and responsibilities of the Chairman and the CEO.	Complied	Chairman of the Board and CEO are different individuals and Chairman is elected from amongst the Directors. The roles and responsibilities of the Chairman of the Board and the CEO are approved in Board meeting.
1.5	The Directors' Report to Shareholders on:		
1.5 (i)	Industry outlook and possible future developments in the industry	Complied	The Directors' report complies with the guideline.
1.5 (ii)	Segment-wise or product-wise performance	Complied	The Directors' report complies with the guideline
1.5 (iii)	Risks and concerns	Complied	Discussed at 'System of Internal Control' and 'Other Regulatory Disclosures'.

Condition No	Title	Status	Remarks
1.5 (iv)	A discussion on Cost of Goods sold, Gross Profit Margin and Net Profit Margin	Complied	The Directors' report complies with the guideline
1.5 (v)	Discussion on continuity of any Extra-Ordinary gain or loss	Complied	Discussed at 'Financial Performance' and 'Other Regulatory Disclosures'.
1.5 (vi)	Basis for related party transactions- a statement of all related party transactions should be disclosed in the annual report	Complied	Mentioned at 'Other Regulatory Disclosures'. A statement of all related party transactions are disclosed under Notes to the Financial Statements no. 34
1.5 (vii)	Utilization of proceeds from public issues, rights issues and/or through any others instruments	Complied	Mentioned at 'Other Regulatory Disclosures'.
1.5 (viii)	An explanation if the financial results deteriorate after the Company goes for Initial Public Offering (IPO), Repeat Public Offering (RPO), Rights Offer, Direct Listing, etc	Complied	Mentioned at 'Other Regulatory Disclosures'.
1.5 (ix)	If significant variance occurs between Quarterly Financial performance and Annual Financial Statements the management shall explain about the variance on their Annual Report	Complied	Discussed at 'Financial Performance' and 'Other Regulatory Disclosures'.
1.5 (x)	Remuneration to Directors including Independent Directors	Complied	Mentioned at 'Other Regulatory Disclosures'.
1.5 (xi)	The financial statements prepared by the management of the issuer Company present fairly its state of affairs, the result of its operations, cash flows and changes in equity	Complied	Stated under section "Directors' Declaration as to the Financial Statements" in the Directors Report.
1.5 (xii)	Proper books of account of the issuer Company have been maintained	Complied	DO
1.5 (xiii)	Appropriate accounting policies have been consistently applied in preparation of th financial statements and that the accounting estimates are based on reasonable and prudent judgment	Complied	DO
1.5 (xiv)	International Accounting Standards (IAS)/ Bangladesh Accounting Standards (BAS)/International Financial Reporting Standards (IFRS)/Bangladesh Financial Reporting Standards (BFRS), as applicable in Bangladesh, have been followed in preparation of the financial statements and any departure there-from has been adequately disclosed	Complied	DO
1.5 (xv)	The system of internal control is sound in design and has been effectively implemented and monitored	Complied	Stated under section 'The System of Internal Control ' in the Directors Report.

Condition No	Title	Status	Remarks
1.5 (xvi)	There are no significant doubts upon the issuer Company's ability to continue as a going concern. If the issuer Company is not considered to be a going concern, the fact along with reasons thereof should be disclosed	Complied	Stated under section 'Going Concern' in the Directors Report.
1.5 (xvii)	Significant deviations from the last year's operating results of the issuer Company shall be highlighted and the reasons thereof should be explained	Complied	Discussed in the Directors Report under section "Growth Pillar".
1.5 (xviii)	Key operating and financial data of at least preceding 5 (five) years shall be summarized	Complied	The Directors' Report complies with the guideline.
1.5 (xix)	No Declaration of Dividend	Complied	Final dividend declared. The Directors' report complies with the guideline .
1.5 (xx)	The number of Board meetings held during the year and attendance by each Director shall be disclosed	Complied	Stated in Annexure -1 of the Directors' report which comply with the guideline .
1.5(xxi)	The pattern of shareholding shall be reported to disclose the aggregate number of shares (along with name wise details where stated below) held by:-	Complied	DO
1.5 (xxi) a)	Parent/Subsidiary/Associated Companies and other related parties (name wise details);	Complied	DO
1.5 (xxi) b)	Directors, Chief Executive Officer, Company Secretary, Chief Financial Officer, Head of Internal Audit and their spouses and minor children (name wise details)	Complied	DO
1.5 (xxi) c)	Executives	Complied	DO
1.5 (xxi) d)	Shareholders holding ten percent (10%) or more voting interest in the Company (name wise details)	Complied	DO
1.5 (xxii)	In case of the appointment/re-appointment of a Director the Company shall disclose the following information to the shareholders:- a) a brief resume of the Director; b) nature of his/her expertise in specific functional areas; c) names of companies in which the person also holds the Directorship and the membership of committees of the Board	Complied	The Directors' Report complies with the Guidelines as stated at "Board Composition Section" in the Annual Report.

Condition No	Title	Status	Remarks
2.1	The Company shall appoint a Chief Financial Officer(CFO), a Head of Internal Audi (internal Control and Compliance) and a Company Secretary (CS). The Board of Directors should clearly define respective roles responsibilities and duties of CFO, the Head of Internal Audit and the CS.	Complied	The Company has appointed CFO, CS and Head of Internal Audit. There are clearly defined roles, responsibilities and duties which have been approved by Board as per requirement of BSEC notification.
2.2	Attendance of CFO and the Company Secretary in the Board meeting	Complied	In practice
3 (i)	The Company shall have an Audit Committee as a sub-committee of the Board of Directors	Complied	Already in place. The TOR is available.
3 (ii)	The Audit Committee shall assist the Board of Directors in ensuring that the financial statements reflect true and fair view of the state of affairs of the Company and in ensuring a good monitoring system within the business	Complied	In practice. The TOR is available.
3 (iii)	The Audit Committee shall be responsible to the Board of Directors. The duties of the Audit Committee shall be clearly set forth in writing	Complied	In practice. The duties are clearly written in the TOR of Audit Committee
3.1 (i)	The Audit Committee shall be composed of at least 3 (three) members	Complied	The Audit Committee is comprised of 3 (three) members.
3.1 (ii)	The Board of Directors shall appoint members of the Audit Committee who shall be Director of the Company and shall include at least 1 (one) Independent Director	Complied	The members of the Audit Committee are appointed by the Board who are Directors and which includes three Independent Directors.
3.1 (iii)	All members of the Audit Committee should be "financially literate" and at least 1 (one) member shall have accounting or related financial management experience: The term Financially literate means the ability to read and understand the financial statements i.e. Balance Sheet, Income Statement and Cash Flow Statement and a person will be considered to have accounting or related financial management expertise if (s)he possesses professional qualification or Accounting/finance graduate with at least 12 (twelve) year of corporate management/ professional experiences.	Complied	Based on the academic qualifications and professional experiences, the Board reviewed and considered that all the existing members of the Audit Committee are 'financially literate' and they have 'related financial management experience' as per BSEC notification.
3.1 (iv)	Casual vacancy in Audit Committee shall be Filled by the Board	Complied	The Board appointed AC member in due time and no vacancy occurred.
3.1 (v)	The Company secretary shall act as the secretary of the Committee	Complied	In practice.

Condition No	Title	Status	Remarks
3.1 (vi)	The quorum of the Audit Committee meeting shall not constitute without at least 1 (one) Independent Director	Complied	In practice.
3.2 (i)	The Board of Directors shall select 1 (one) member of the Audit Committee to be Chairman of the Audit Committee, who shall be an Independent Director	Complied	Md. Mosharraf Hossain Bhuiyan ndc has been appointed as Independent Director and Chairman of the Audit Committee
3.2 (ii)	Chairman of the audit committee shall remain present in the Annual General Meeting (AGM)	Complied	In practice.
3.3 (i)	The Role of Audit Committee: Oversee the financial reporting process	Complied	In practice.
3.3 (ii)	Monitor choice of accounting policies and principles	Complied	In practice.
3.3 (iii)	Monitor Internal Control Risk management process	Complied	In practice.
3.3 (iv)	Oversee hiring and performance of external auditors	Complied	In practice.
3.3 (v)	Review along with the management, the annual financial statements before submission to the Board for approval	Complied	In practice.
3.3 (vi)	Review along with the management, the quarterly and half yearly financial statements before submission to the Board for approval	Complied	In practice.
3.3 (vii)	Review the adequacy of internal audit function	Complied	In practice.
3.3 (viii)	Review statement of significant related party transactions submitted by the management	Complied	In practice.
3.3 (ix)	Review Management Letters/ Letter of Internal Control weakness issued by statutory auditors.	Complied	In practice.
3.3 (x)	When money is raised through Initial Public Offering (IPO)/Repeat Public Offering (RPO)/Rights Issue the Company shall disclose to the Audit Committee about the uses/applications of funds by major category (capital expenditure, sales and marketing expenses, working capital, etc), on a quarterly basis, as a part of their quarterly declaration of financial results. Further, on an annual basis, the Company shall prepare a statement of funds utilized for the purposes other than those stated in the offer document/ prospectus	Not Applicable	There was no IPO/RPO/Rights Issue in 2015 or in recent past. Stated in the Directors' Report under the section 'Other Regulatory Disclosure'.
3.4.1 (i)	The Audit Committee shall report on its activities to the Board of Directors	Complied	Audit Committee informs the Board periodically through its minutes which are placed at Board Meetings

Condition No	Title	Status	Remarks
3.4.1 (ii) a)	Report on conflicts of interests to the Board of Directors	Complied	The Directors have declared their compliances.
3.4.1 (ii) b)	Will report any suspected or presumed fraud or irregularity or material defect in the internal control system to the Board	Complied	There was no such case in the year.
3.4.1 (ii) c)	Will report any suspected infringement of laws including securities related laws, rules and regulations to the Board	Complied	DO
3.4.1 (ii) d)	Will report any other matter which shall be disclosed to the Board of Directors immediately	Complied	DO
3.4.2	Reporting to the Authorities: If the Audit Committee has reported to the Board of Directors about anything which has material impact on the financial condition and results of operation and has discussed with the Board of Directors and the management that any rectification is necessary and if the Audit Committee finds that such rectification has been unreasonably ignored, the Audit Committee shall report such finding to the Commission, upon reporting of such matters to the Board of Directors for three times or completion of a period of 6 (six) months from the date of first reporting to the Board of Directors, whichever is earlier.	None	DO
3.5	Reporting to the Shareholders and General Investors: report on activities carried out by the Audit Committee, including any report made to the Board of Directors under condition 3.4.1 (ii) above during the year, shall be signed by the Chairman of the Audit Committee and disclosed in the annual report of the issuer Company	Complied	The Audit Committee report is disclosed in the Annual Report and signed by the Chairman of the AC
4 (i)	Non-engagement of external/statutory auditors in appraisal or valuation services or fairness opinions	Complied	In practice
4 (ii)	Non-engagement of external/statutory auditors in financial information systems design and implementation	Complied	In practice
4 (iii)	Non-engagement of external/statutory auditors in Book-keeping or other services related to the accounting records or financial statements	Complied	In practice
4 (iv)	Non-engagement of external/statutory auditors in Broker-dealer services	Complied	In practice
4 (v)	Non-engagement of external/statutory auditors in Actuarial services	Complied	In practice

Condition No	Title	Status	Remarks
4 (vi)	Non-engagement of external/statutory auditors in Internal audit services	Complied	In practice.
4 (vii)	Non-engagement of external/statutory auditors in any other service that the Audit Committee determines	Complied	In practice.
4 (viii)	No partner or employees of the external audit firms shall possess any share of the Company they audit at least during the tenure of their audit assignment of that Company	Complied	The audit firm has declared as such that none of them holds any share in the Company.
4 (ix)	Non- engagement of Auditor in audit/certification services on compliance of corporate governance as required under clause (i) of condition no. 7	Complied	In practice.
5 (i)	Provisions relating to the composition of the Board of Directors of the holding Company shall be made applicable to the composition of the Board of Directors of the subsidiary Company	Not Applicable	BATB does not have any subsidiary Company
5 (ii)	At least 1(one) Independent Director on the Board of Directors of the holding Company shall be a Director on the Board of Directors of the subsidiary Company	Not Applicable	BATB does not have any subsidiary Company
5 (iii)	The minutes of the Board meeting of the subsidiary Company shall be placed for review at the following Board meeting of the holding Company	Not Applicable	BATB does not have any subsidiary Company
5 (iv)	The minutes of the respective Board meeting of the holding Company shall state that they have reviewed the affairs of the subsidiary Company also	Not Applicable	BATB does not have any subsidiary Company
5 (v)	The Audit Committee of the holding Company shall also review the financial statements, in particular the investments made by the subsidiary Company	Not Applicable	BATB does not have any subsidiary Company
6 (i) a)	The CEO and CFO will certify to the Board that they have reviewed the financial statements and believe that these statements do not contain any materially untrue statement or omit any material fact or contain statements that might be misleading	Complied	CEO and CFO have certified to the Board during finalisation of Financial Statement which is stated in the 'Directors declaration as to financial statements' in the Directors Report.
6 (i) b)	The CEO and CFO will certify to the Board that they have reviewed the financial statements and believe that these statements together present a true and fair view of the Company's affairs and are in compliance with existing accounting standards and applicable laws	Complied	CEO and CFO have certified to the Board during finalisation of Financial Statement which is stated in the 'Directors declaration as to financial statements' in the Directors Report.

Condition No	Title	Status	Remarks
6 (ii)	There are, to the best of knowledge and belief, no transactions entered into by the Company during the year which are fraudulent, illegal or violation of the Company's code of conduct	Complied	CEO and CFO have certified to the Board during finalisation of Financial Statement which is stated in the 'Directors declaration as to financial statements' in the Directors Report.
7 (i)	The Company shall obtain a certificate from a Professional Chartered Secretary/Accountant (Chartered Accountant/Cost & Management Accountant/Chartered Secretary) regarding compliance of conditions of Corporate Governance Guidelines of the Commission and shall send the same to the shareholders along with the Annual Report on a yearly basis	Complied	Required certification has been obtained from M/s Al-Muqtadir Associates, Chartered Secretaries, for the year 2015 which is published as Annexure -4 to the Directors' Report.
7 (ii)	The Directors of the Company shall state, in accordance with the Annexure attached, in the Directors' report whether the Company has complied with these conditions	Complied	Status of Compliance is published with the Directors' Report as required.

BRITISH AMERICAN TOBACCO BANGLADESH COMPANY LIMITED
CERTIFICATE OF DUE DILIGENCE BY CEO & CFO
(As required under the BSEC Guidelines)

To the Board of Directors of
British American Tobacco Bangladesh Company Limited

In compliance with condition no. 6 of the Corporate Governance Guidelines of Bangladesh Securities and Exchange Commission Notification No. SEC/CMRRCD/2006-158/134/Admin/44 dated 07 August 2012, we the undersigned, Chief Executive Officer (CEO) and Chief Financial Officer (CFO) respectively of British American Tobacco Bangladesh Company Limited, do hereby certify before the Board that we have thoroughly reviewed the Financial Statements of the Company for the year ended 31 December 2015, and state that :

- a) these statements do not contain any materially untrue statement or omit any material fact or contain statements that might be misleading,
- b) these statements together present a true and fair view of the Company's affairs and are in compliance with existing accounting standards and applicable laws, and
- c) to the best of our knowledge and belief, the Company has not entered into any transaction during the year which are fraudulent, illegal or in violation of the Company's codes of conduct.



Shehzad Munim
Chief Executive Officer



William Francis Pegel
Chief Financial Officer

Dhaka
22 February 2016



Business Office:
Rania Avenue, Apurba Gardenia
Block-F, House # 530, 5th Floor
Bashundhara R/A
Dhaka-1229, Bangladesh

Cell: +8801730 340 340
e-mail: akamuqtadir@gmail.com
muqtadir@muqtadirbd.com
www.muqtadirbd.com
VAT Reg: 19041063900

CERTIFICATE OF COMPLIANCE TO THE SHAREHOLDERS OF British American Tobacco Bangladesh Company Limited

(As required under the BSEC Guidelines)

We have examined compliance to the BSEC guidelines on Corporate Governance by British American Tobacco Bangladesh Company Limited for the year ended 31st December 2015. These guidelines relate to the Notification no.SEC/CMRRCD/2006-158/134/Admin/44 dated 7th August 2012 of Bangladesh Securities and Exchange Commission (BSEC) on Corporate Governance.

Such compliance to the codes of Corporate Governance is the responsibility of the Company. Our examination was limited to the procedures and implementation thereof as adopted by the Management in ensuring compliance to the conditions of Corporate Governance. This is a scrutiny and verification only and not an expression of opinion or audit on the financial statements of the Company.

In our opinion and to the best of our information and according to the explanations provided to us, we certify that, subject to the remarks and observations as reported in the attached Compliance Statement, the Company has complied with the conditions of Corporate Governance as stipulated in the above mentioned guidelines issued by BSEC.

We also state that such compliance is neither an assurance as to the future viability of the Company, nor a certification on the efficiency or effectiveness with which the Management has conducted the affairs of the Company. This is also no endorsement about quality of contents in the Annual Report of the Company.

AL-MUQTADIR ASSOCIATES
Chartered Secretaries & Consultants

Dhaka
22 February, 2016

ENVIRONMENT, HEALTH & SAFETY

The Journey Continues

British American Tobacco as a group believes in creating an inspiring, motivating and high performing working environment for all of its employees across the world. As a socially responsible organisation BAT puts lot of efforts and resources in maintaining a world class standard of Environment, Health and Safety practices. As BAT Bangladesh's market is growing impressively, the betterment of Environment, Health and Safety standard is even more important for the welfare of its employees and sustainability of environment. During the period of 2015, several initiatives were taken to further improve the facilities and build awareness level of EHS among the employees and improve the work practices.

British American Tobacco Bangladesh is fully committed to ensuring safety and health of its people who come into BATB premises as well as

minimize impact on environment. We expect our people inside our premises to stay safe so that they can get back home safe and sound. To remain safe while carrying out various business activities it is extremely important for all of us to be aware of the risks associated with any activity and act/ behave safely.

To capture defects or near misses, a 'Near Miss Reporting' campaign has been arranged and there after we have been capturing near misses on regular basis. Near miss is an early indication of hazards/risks which are not under absolute control and can result into accident anytime. Capturing those, investigating and taking corrective actions proactively will eliminate the risks. The campaign was inaugurated by Managing Director Mr. Shehzad Munim.



To minimize risk from fall from height, all roof ends have been fitted with standardized railing. People who will work on roof can easily hook body harness and safely carry out the work.



Before



After

To keep our people aware we carried out various kinds of communications and awareness programs for managers, employees, and contractor people throughout the year. We arranged week long campaign titled 'EHS Awareness Week' focusing on safe work practices in production floor, warehouses, and offices. Employees interacted through various interactive games conveying safety messages (solving puzzles, playing bagatelle)



For office based managers, we arranged the 'Who Wants to be Safety Champ' competition where managers participated and through question and answer pointed risks in office areas.



Stress relieved session for office based people were conducted. A smile Booth in canteen was set-up to do basic health check-up like blood pressure, blood sugar level, weight.



Massive training program had been arranged during the week to refresh knowledge on key issues.



EHS Messages from the management displayed around the premise.



"It is we who can keep us safe"
- Shehzad Munim,
Managing Director



"Our core remains the same -
Our people"
- S. M. Khaled,
Head of Supply Chain



"It's an integral part"
- Rumana Rahman,
Head of HR



"Being safe is caring for each other"
- Jahangir Alam,
Project Manager –Area Head of Services



"We encourage right behaviors that
identify and mitigate risks
in the workplace"
- Irfan Aziz Qureshi,
Manufacturing Manager



"We will always be closing the gap to zero"
- Farhad Alam,
Production Engineering Manager



"Our job is to see that EHS is visible everywhere
and that nothing ever goes wrong"
- William Pegel,
Finance Director



"We don't just deliver,
we do it with care for the people"
- Mubina Asaf,
Head of Legal & External Affairs

On environmental front several initiatives were taken to reduce energy, water and waste consumption. New and efficient compressor was installed with frequency inverter. Chiller automation and synchronization will help in



reducing 5% energy consumption. We have installed 11 kw capacity solar panel to run office lights and ACs. All these initiatives have contributed in reducing energy consumption as well as saved lot of money.

BATB has been the pioneer in practicing biodiversity. Our leaf and team are continuously doing afforestation and green manuring programs. We have established a sanctuary in Kushita where rare species of plants are being nurtured.

British American Tobacco Bangladesh will continue to spread out EH&S among its suppliers in the future and will continuously improve the awareness and work standards while growing with less environmental impact.

RESPONSIBLE

FACTORY OPERATIONS

Implementing globally recognised health and safety measures has always unfolded new heights of success for BAT Bangladesh. BATB's ongoing practice towards ensuring Environment Health and Safety for its employees and factory workers has been a symbol of good governance over the years. In 2014, the Green Leaf Threshing Plant at the factory of Kushtia broke all records by managing accident-free operations for 5 successful years, bringing the organisation the glorious recognition of receiving the Safety Award.



RESPONSIBLE TOBACCO CULTIVATION

tobacco cultivation
occupies around

0.61%

of the total cultivable
land in Bangladesh.

Average yield of tobacco crop
has been improved from
700 kg/ha (1980) to

2200 kg/ha
(2015)

Around

35,000

registered farmers.

Company brought over

US \$ 26 million

from tobacco leaf export

In order to meet both of our domestic and export requirements around 35,000 registered BATB farmers are involved in production and supply of high quality tobacco. Our partnership with these farmers has been a win-win situation. The farmers grow a portfolio of crops round the year and tobacco crop takes only 3-4 months in the main field during winter. It helps in crop rotation which is one of the best practices for improving soil health and crop productivity. Moreover, farmers have been replicating the Good Agricultural Practices (GAP) into the other crops which they commonly used for tobacco cultivation; hence they could improve their overall farm productivity. Tobacco is a high value crop and grown mostly on demand through contract growing system. Hence the farmers have a guaranteed market with no middlemen in the system. Tobacco sales proceeds is transferred to farmers' bank account directly. The cash flow from tobacco crop is a good source of fund for buying the crop inputs - seeds, fertilizer and therefore the farmers can avoid the high interest borrowing from the conventional rural credit system. Sustainability is the key area of focus for improving the livelihood of the farming community while we work together with our farmers. It is worth mentioning that the average yield of tobacco crop has been improved from 700 kg/ha (1980) to 2200 kg/ha (2015). As such our farmers are catering our demand of quality tobacco by using relatively less land than ever before. Currently, tobacco cultivation occupies around 0.61% only of the total cultivable land in Bangladesh. Tobacco is the crop that belongs to the family Solanaceae (like potato, etc) and required a normal dose of fertilisers. In fact, fertiliser requirement to tobacco crop significantly lower than potato, sugarcane and maize which are commonly grown crops in Bangladesh. Tobacco farmers use balanced dose of fertilisers for the better production maintaining soil health. Moreover, tobacco farmers implemented soil health management best practices like Green Manuring through Dhaincha (*Sesbania sp*) cultivation and use of farm manure & compost. Every year, the Company purchases Dhaincha seeds to distribute among the farmers at free of cost. In the year 2015, the Company brought over US \$ 26 million in the country from tobacco leaf export which supports government export drive. In conclusion, the Company is highly committed to ensuring social responsibilities in tobacco leaf cultivation.





KNOWLEDGE

ENHANCEMENT OF PARTNERS

To pioneer the environment friendly farming for the farmers, BAT Bangladesh has been introducing sustainable agricultural practices from the very beginning. To embed the concept of IPM among the farmers, BATB has been running Farmers Field School (FFS) in these IPM clubs in partnership with Department of Agricultural Extension (DAE). The FFS approach to drive IPM has made the IPM clubs as a power house for disseminating knowledge on pest management through non-chemical alternatives. IPM clubs are now contributing to create trained resources for IPM education and training. So far till 2015, we have established 70 IPM clubs, organized 64 FFS sessions, distributed 7,510 Personal Protective Equipment sets and 5,000 agro-chemical boxes among our registered farmers.



BIOLOGICAL APPROACH TO PEST MANAGEMENT

BAT Bangladesh is pioneer in IPM approaches in collaboration with Department of Agriculture Extension, bringing in new and innovative approaches on pest management to our farmers. These approaches are world renowned and have created a positive impact in the farming community, both locally and globally. One such approach is the 'Sex Pheromone Trap'. With the aim to reduce the use of agrochemicals by popularizing biological approaches of pest management, BATB has introduced 'sex pheromone trap' in the fields and has achieved phenomenal results.



Tobacco Field with Pheromone traps, bird perch & yellow board (to monitor insect)

Farmers in the Leaf growing areas are producing agrochemical residue free tobacco & vegetable using 'sex pheromone trap' instead of harmful pesticides. This method better protects human health as well as the environment in the area while ensure better crop production. It has reduced farmers cost of agrochemical use as pheromone traps are cheaper than pesticide.

Pheromones are produced naturally by a variety of animals, and they serve as chemical messengers. Insect pheromones are synthesized inside the body of insects and released in small amounts by specific organs. Despite numerous odors that may be present in the surrounding air at any given

time, insects are able to detect pheromones using their highly specialized antennae.



Pheromone Traps Placed in the Tobacco field

Tobacco budworm, *Heliothis virescens* (Fabricius) is one of the major pests of tobacco & can be effectively monitored and controlled by using sex pheromone traps. The Spodo lure (pheromone) is hung with a small thread or string and is kept inside a plastic container, half-filled with soap or detergent water. The pheromone lure attracts adult moths of budworms that flock to the container and drown in sticky soap/detergent mix water. The approach has become very popular in the farming community and its application has been continuously increasing.



Trapped Budworm Moths of Tobacco

COMMITTED TO COMMUNITY DEVELOPMENT

British American Tobacco Bangladesh, over the years, has built its reputation and corporate brand image as one of the best organisations of Bangladesh in terms of people, process and practices. The organisation believes that the business has a key role to play in helping society to achieve the necessary sustainable balance of economic growth, environmental protection and social progress in ways that will build value for all our stakeholders. BAT Bangladesh is a contributor to society through its CSR initiatives, sustainable practices and regulated operations.



CSR Programmes

Bonayan: BAT Bangladesh's Flagship CSR Programme

The flagship activity of our Company, the Afforestation Programme, began in 1980. So far, BAT Bangladesh has distributed around 9 crores free saplings in and around our operational areas. This relentless effort makes the programme the largest private sector driven afforestation programme in the country.


The organisation is committed to continuing this programme in the wake of a global and national drive as well as to support the Government of Bangladesh's initiative to combat the adverse effects of climate change. BAT Bangladesh received a number of national and international awards and accolades for the afforestation drive across the country. BAT Bangladesh received Asia's top rank business award "Asia Responsible Entrepreneurship Award" on Green Leadership, for the largest afforestation project in the private sector of Bangladesh.



Probaho: Stream of Purity

Millions of people in Bangladesh face scarcity of safe drinking water due to arsenic contamination. BAT Bangladesh has taken the initiative through a community project to provide approximately 350,000 litres of safe drinking water free from arsenic and other impurities to arsenic-prone rural communities every day. This initiative is aligned with the Government's aim to achieve the Sustainable Development Goals of securing sustainable

access to safe drinking water. So far, 65 water filtration plants have been installed, using government approved community based water filtration technology in particular districts across Bangladesh ensuring pure drinking water for almost 170,000 people every day. In 2015, 6 new water filtration plants were established in the communities. As a result of running this particular CSR Programme - Probaho, BAT Bangladesh won the 'Asia Responsible Entrepreneurship Awards' for best CSR project, in 2015.



Deepto: Beam of Development

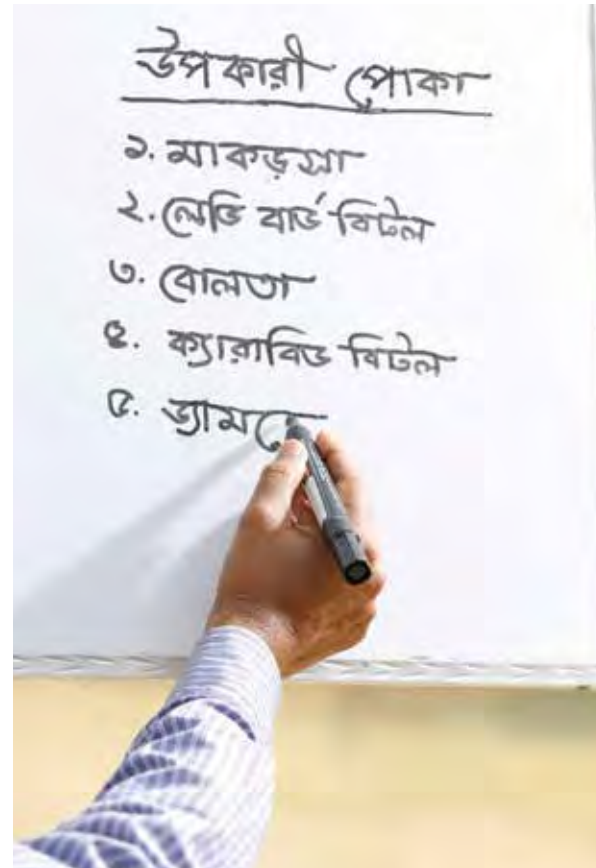
To complement the Government of Bangladesh's efforts in the renewable energy sector, BAT Bangladesh has undertaken a project to install solar home systems in village homes that are in remote, off-grid areas of Chittagong Hill Tracts districts of the country. This initiative

of the Company has already installed 1,801 units including 135 units only in 2015, in sixteen remote villages in Bandarban and Khagrachari districts, giving around 11,000 rural people their first access to electricity at home and to the use of mobile phones. This contribution to rural communities who are deprived of electricity is assumed as ray of hope & development.

SUSTAINABLE AGRICULTURE



BAT Bangladesh has had a fruitful partnership with farmers across the country through its various programmes dedicated to improving agricultural practices and standards. The Company's supply chain starts with the hard work of around 35,000 registered farmers within the village community. BAT Bangladesh's contract farming model has been a proven and renowned model for years. It is ensured that the sources are sustainable and responsible by proactively setting high standards for agricultural practices. The initiatives include green manuring with Dhaincha (*Sesbania Aculeata*) - an effective approach to enrich soil health and fertility. Dhaincha is also promoted as alternate fuel in leaf growing areas. Moreover, Integrated Pest Management (IPM) Clubs have also been expanded to 70 (including 8 new IPM clubs established in 2015) in collaboration with the Department of Agricultural Extension to educate the farmers about the adoption of good agricultural practices. As a result of this continuous education programme farmers



became more cautious about the use of chemicals as pesticide in farming. Improving soil fertility and conserving water are integral elements of good agricultural practices. BAT Bangladesh provides the know-how and bears full costs to install compost pits in the homesteads of our registered farmers. This significantly reduces dependence on the use of chemical fertilizers and also reduces the cost of production. As a water management programme, proper irrigation systems have been introduced which ensures that, only the required level of water is used and there is no wastage.

BAT Bangladesh acknowledges its impact as well as dependency on biodiversity and makes farming communities aware about the importance of different elements in nature and their contribution in the eco-system. So far, 64 biodiversity corners have been established and they are located in Kushtia, Meherpur, Chuadanga, Jhenaidah, Rangpur, Manikganj, Bandarban, Khagrachari and Cox's Bazar districts.

BATTLE OF MINDS 2015

Tailoring Towards Eminence

The world of corporate life remains a mystery to all university students. As the end nears in, a medley of thrill and anxiety takes over the soon-to-be-graduates. British American Tobacco Bangladesh (BATB) brings them an experience that recognizes and bridges the gap between university life and corporate life: "Battle of Minds".

After a long, relentless journey starting from online applications, five teams – two from Institute of Business Administration (IBA) of Dhaka University, and the rest from Islamic university of Technology (IUT), North South University (NSU) and Bangladesh University of Engineering and Technology (BUET) - made it to the finals. The teams were instructed to propose a viable business model, including a user-friendly interface, for online food delivery service, HungryNaki. They were provided 15 minutes to present their ideas in front of a panel of judges for the chance to win this prestigious title.



Since its inception in 2004, BATB has recruited over 100 fresh graduates through this talent hunt programme. Many of the recruits currently work in BATB, and other BAT operations around the globe. Under the theme "Bring your difference", this year BOM received applications from 2687 final-year students from 18 universities across Bangladesh. Only 170 applicants made it past the initial assessment of the online applications. Round 1 was a Focused Group Discussion, out of which 76 candidates proceeded to the semi-finals. Top 20 competitors qualified for the final

round. Rezaul Islam, Head of Marketing, BATB, Rumana Rahman, Head of Human Resources, BATB, and Iftekhar Ahmed Khan, Restaurant Consultant, were to judge the ideas presented by the teams on certain criteria – originality, sustainability, and whether their proposed business plans were applicable on a national scale. The content, convenience and feasibility of the ideas held the highest value with the judges as all businesses have to produce results at the end of the day. After the 15-minute presentations, the teams would receive 2 minutes to walk the judges through their design of the HungryNaki interface and finally entertain questions from the judges.



Before the teams presented, short videos depicting the experience of working in BATB, and the journey of BOM 2015 were shown. This was followed by a few words from the winners of BOM 2014 and present members of the BATB family - Tasnia Afrin, Management Trainee, Marketing, and Nahian Rahman Rochi, Management Trainee, Finance. They urged the finalists to present with enthusiasm and confidence.

The judges then had the difficult task of ranking all the teams. As the judges deliberated, Shehzad Munim, Managing Director of BATB, took the stage. "BAT has been on the journey of developing talent for the last 12 years. It's exciting to see students demonstrate their potential with such fearlessness." He commended the finalists for their outstanding performances, and wished them the best of luck. Following suit, chief



guest of the evening Syed Nasim Manzur, President of Metropolitan Chamber of Commerce and Industry, Dhaka and Director of Apex Investments Limited, said "If you aren't passionate about what you do, then it isn't worth doing. Passion needs to become our purpose. Only then can it become our profession too." He proceeded to divulge the formula of success - "If you want to succeed, put in the hours, because I don't know any other way of getting to the top." Syed Nasim Manzur ended his speech by urging aspiring entrepreneurs to heed the importance of learning through communication with others, saying, "I've learnt more from conversations with people than I could have through fancy PowerPoint presentations." Before the winners were announced, Rumana Rahman, Head of Human Resources, BATB, said a few words about how BOM had grown from one case study in a room with 16 students to over 2600

applications from institutions all over the country. She went on to talk about the success BOM has granted its competitors in different professional sectors.

Anticipation reached its peak when the judges came on stage to announce the winners. Cheers and applause broke out when 2nd team of IBA was declared the winner. IUT was the first runner-up, while, 1st team of IBA bagged the second runner-up award.

Managing Director, Mr. Shehzad Munim Mr. Md. Mosharraf Hossain Bhuiyan, ndc, Independent Director, Mr. Jalal Ahmed, Non-Executive Director, Mr. Syed Nasim Manzur, President of Metropolitan Chamber of Commerce and Industry and Mr. Zafar Sobhan, Editor of Dhaka Tribune, presented the crests to the winning teams.



EVOLVING AS THE MOST FEMALE FRIENDLY ORGANISATION

BAT Bangladesh strongly believes in workplace diversity as it is one of the four guiding principles the company follows. Ensuring equal opportunities for all regardless of gender and ethnicity has been common in the operations of BAT Bangladesh which makes it's entity truly international and rich in blended differences of people.

As part of driving diversity, BAT Bangladesh ensures *inclusion and proper nurturing* of female talents in the company. For example, since 2006, company provides six months of maternity leave whereas government has ensured this provision of six months leave only from 2011 for the public sector offices. Provision for private sectors offices are still 4 months. To facilitate transportation, company has provision of odd hour transport between 10 pm to 6 am. For females working in factory, this odd hour transport is available in a monthly basis which is very crucial for the employees working during morning or night shift. On top of the odd hour transportation and 6 months of maternity leave, BAT Bangladesh has an

exclusive arrangement with a Day Care Center, where both male and female employees can enroll their children for child care purpose. This gives another sense of security for the working mothers in the company.

Ensuring safe workplace for everyone especially women is a part of BAT Bangladesh's policy. There are firm guidelines in the Company's Standard of Business Conduct about harassment at workplace. This policy is very much aligned with the local law on sexual harassment. Not only this policy elaborately defines harassment of all kinds, but it also provides various channels for raising the concern so that, victims can choose their comfortable mode or individual for communication. Every individual in the organisation is bound to follow this policy to ensure safe and pleasant working environment for all irrespective of gender.

The organisation supports female employees by offering *congenial work environment* for

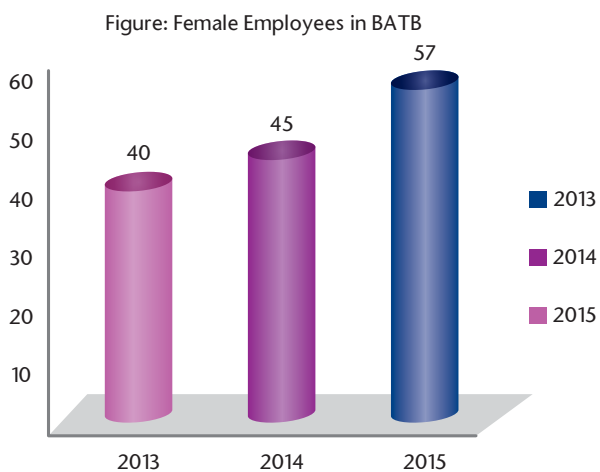


BAT Bangladesh's women leaders celebrating International Women's Day at office.



Rumana Rahman, Head of HR, receiving 'RFL Inspiring Women Awards 2015'

pursuing their aspiration and acknowledges the remarkable contribution of women to the organisation. This *enabling culture* has developed many female talents over the years. For the first time, BAT Bangladesh has 2 female members in the Leadership Team and has also been recognized for its achievements in ensuring gender equality in its factory and office premises. The chart of 'Female Employees in BATB' represents the yearly growth of female talents. It can be noticed that in 2015, the number of female employees



has increased by 12 from that of 2014 which is greater than the increasing number of the previous period. This exhibits the growth rate is greater over the time.

BATB Female Leaders have also marked their footprints on Asia Pacific BAT Map. Two of our female talents -Amun Mustafiz, Senior Corporate Finance Manager and Adrita Datta, Talent Manager are now on International assignments in Tokyo, Japan.



BAT Bangladesh has also made long strides in its initiative to ensure equal opportunities for women and has been recognised as the Most Female-friendly Organization in the country, in 2015 by Bangladesh Brand Forum (BBF). Along with that, Farah Zabeen – Secondary Manufacturing Department Manager also received honorary award for 'Progressing Women Leader' from the same platform.



Farah Zabeen, SMD Manager, receiving 'Progressing Women Leader' award from BBF

WELFARE TO PROGRESS

What makes BAT Bangladesh one of the most responsible and law-abiding organisations among the globally recognised firms in Bangladesh is a number of excellent corporate practices, introduced and implemented by BAT Bangladesh that are yet to become benchmark for many corporate norms in the country. Employee welfare and development is such an attempt of the organisation that has long been partaking with full responsibility to ensure the safety and contentment of its employees.

With around 1400 people as direct employees and about 52,000 indirect ones as farmers, distributors and local suppliers, the thriving work culture of BAT Bangladesh has always been a source of its pride and one of the most preferred workplaces of every corporate-enthusiast in the country. By prioritizing the entire welfare of its employees, the organisation is always a step ahead in the social development of the country and in effect making the most out of untapped resources present in every corner. The result is always a big pool of passionate employees dedicated to bring in their best to their company and the country at large.

Work with Entertainment

Family Day is one of the most awaited events of BAT Bangladesh which is a day-long program



Family Day 2015

facilitated with necessary hygiene & environment-friendly arrangements. There are rides like merry-go-round, nagordola etc, to the utmost delight of children. Grown-ups are also entertained by the music shows and photo booths with cutouts of celebrated people and well-known tourist spots of the country for memorable family portraits to be taken together. Thus, the employees get a full day of extra-curricular activities for members of every age and genre to enjoy.

The Annual Picnic day is another day-long event dedicated to the employees' contentment. The employees are encouraged to take a day off for playing instead of working and to participate in various sports and indoor games.

A half-day Kid's Carnival is also arranged, when an amusement park is booked only for the amusement of the children of the employees. They are not only taken to enjoy the rides, but also to participate in other interesting and educational games such as essay writing contests. The yearly celebrations of the Company also include internal programmes on religious occasions such as Eid-e-Miladunnabi and Annual Iftar during the month of Ramadan.



Annual Picnic 2015



Kids Carnival 2015

Food & Health Services

BAT Bangladesh places great emphasis on employee welfare through the following initiatives such as: a fully-fledged canteen, serving healthy food and running free-of-cost campaigns on hygiene, has been built to cater to every nourishing need of the employees. For regular and emergency medical needs, the company facilitates hospital tests and admission, and also arranges for regular blood and pressure test facilities along with supply of medicines within the organisation.

Supporting Education

BAT Bangladesh's employee welfare programme is not limited within only recreational activities for the employees. Over the years, the organisation has patronised the educational successes of the meritorious children of its employees by providing scholarships for their outstanding results in S.S.C. /O Levels and H.S.C. /A Levels . The organisation has also been rewarding the



Kids Carnival 2015

retired personnel who had given their lifelong services to BAT Bangladesh.

Safety Procedure

EHS (Environment, Health and Safety) and OHS (Occupational Health and Safety) implications are prominent among the Company's authoritarian and educational measures that promote social and environmental well-being, by educating the employees about the basic benefits of maintaining a good health, a proper diet and practicing work place safety. Along with their well-equipped dispensary, we also have round the clock services via ambulance and pharmacists working in shifts. There are also options for employees to have their audiometry, spirometry, vision, hepatitis, vaccination and other tests carried out. Warning signs and slogans regarding occupational safety are also displayed in suitable spots to spread awareness.

The EHS programmes on the other hand focus on the safety issues that can be brought upon by ensuring proper environment, and training sessions at the factory, namely "EHS Awareness Week," "Show Your Hand" etc. Furthermore, warning signs regarding safety, such as being equipped in shoes, using of ear plugs, goggles, gloves when necessary and being careful about treading pathways dealing with conveners or blind corners are present in every corner of the organisation. To embed organizational values, soft-skilled development programmes are conducted across 9 sessions in 2015 with 360 employees as participants. BAT Bangladesh believes in 'Our People, Our Strength', and accordingly nurtures its employees at its best.



Joyjatra Training Program 2015



ICSB Award for Excellence in Corporate Governance

Institute of Chartered Secretaries of Bangladesh, awarded BAT Bangladesh for its excellence in corporate governance. The Company topped the list in the manufacturing sector.





Best Employer Award

As a recognition for benchmark practices in human resources development within the FMCG category in Bangladesh BATB was awarded Best Employer Award in 2015.





National Productivity and Quality Excellence Award

The Industries Ministry awarded BATB for their significant contributions to the industrial sector through maintaining productivity and quality of products.





Asia Responsible Entrepreneurship Awards

BAT Bangladesh won the 'Asia Responsible Entrepreneurship Awards' for championing sustainable and responsible entrepreneurship through its CSR project Probaho.





Inspiring Women Awards

RFL Inspiring Women Awards Awarded BATB as they acknowledge the remarkable contribution for adopting female friendly policy, supporting female employees in career path and offering a congenial work environment for pursuing their aspiration.



BATB IN MEDIA

Straight talk with Shehzad Munim

BATB's Managing Director discusses the potential of the tobacco industry

Recent times, BATB has faced challenges in collecting targeted revenue. Unlike this budget deficit scenario, the tax (from sectors tobacco, alcohol and cement) will play a crucial role to ensure the revenue target for the government. The tobacco sector is by far the highest revenue generating sector. However, revenue potential from this sector is still unexplored and correct taxation can bring in additional Taka 4,500 crore revenue in this fiscal year. Today we will talk to Shehzad Munim, the first Bangladesh Managing Director of BAT, about the potential of the tobacco industry. BAT is one of the top players and the current market leader in the tobacco industry.



1. What are the obligations to the society that you feel as a Managing Director of such a big company?

2. In recent times, Bangladesh has experienced a low growth rate and economic stagnation. How do you see the role of BATB in contributing to the growth of the country for over 100 years?

3. BATB has been operating in the country for over 100 years. It is the only publicly listed tobacco company in Bangladesh. BATB has been the largest tax payer in the private sector for many years and works closely with the government in revenue matters.

4. We have seen that the percentage of smokers is decreasing globally, where in our country it's increasing. In fact, the lower end cigarette market is almost 80 percent of the total cigarette market, but our cigarette price is still lower than any other neighbouring country. How do you think the government can address this issue?

5. What are the prospects of the tobacco industry to contribute more to the national exchequer in the next five years or so?

6. The year 2014-15 has been the right environment for the tobacco industry in Bangladesh. How do you see the prospects of the industry for the next five years?

BAT IN BANGLADESH

1. What are the obligations to the society that you feel as a Managing Director of such a big company?

2. In recent times, Bangladesh has experienced a low growth rate and economic stagnation. How do you see the role of BATB in contributing to the growth of the country for over 100 years?

3. BATB has been operating in the country for over 100 years. It is the only publicly listed tobacco company in Bangladesh. BATB has been the largest tax payer in the private sector for many years and works closely with the government in revenue matters.

4. We have seen that the percentage of smokers is decreasing globally, where in our country it's increasing. In fact, the lower end cigarette market is almost 80 percent of the total cigarette market, but our cigarette price is still lower than any other neighbouring country. How do you think the government can address this issue?

5. What are the prospects of the tobacco industry to contribute more to the national exchequer in the next five years or so?

6. The year 2014-15 has been the right environment for the tobacco industry in Bangladesh. How do you see the prospects of the industry for the next five years?

1. What are the obligations to the society that you feel as a Managing Director of such a big company?

2. In recent times, Bangladesh has experienced a low growth rate and economic stagnation. How do you see the role of BATB in contributing to the growth of the country for over 100 years?

3. BATB has been operating in the country for over 100 years. It is the only publicly listed tobacco company in Bangladesh. BATB has been the largest tax payer in the private sector for many years and works closely with the government in revenue matters.

4. We have seen that the percentage of smokers is decreasing globally, where in our country it's increasing. In fact, the lower end cigarette market is almost 80 percent of the total cigarette market, but our cigarette price is still lower than any other neighbouring country. How do you think the government can address this issue?

5. What are the prospects of the tobacco industry to contribute more to the national exchequer in the next five years or so?

6. The year 2014-15 has been the right environment for the tobacco industry in Bangladesh. How do you see the prospects of the industry for the next five years?



ব্রিটিশ-আমেরিকান টোবাকোর অ্যাওয়ার্ড শাভ
বাংলাদেশের প্রথম এবং একমাত্র টোবাকো কোম্পানি হিসেবে ব্রিটিশ-আমেরিকান টোবাকো বাংলাদেশ (BATB) তাদের অ্যাওয়ার্ড শাভ গ্রহণ করেছেন।



আইসিএসবি অ্যাওয়ার্ড পেয়েছে বিএটিবি
বাংলাদেশের প্রথম এবং একমাত্র টোবাকো কোম্পানি হিসেবে ব্রিটিশ-আমেরিকান টোবাকো বাংলাদেশ (BATB) তাদের আইসিএসবি অ্যাওয়ার্ড শাভ গ্রহণ করেছেন।




বাংলাদেশের প্রথম এবং একমাত্র টোবাকো কোম্পানি হিসেবে ব্রিটিশ-আমেরিকান টোবাকো বাংলাদেশ (BATB) তাদের অ্যাওয়ার্ড শাভ গ্রহণ করেছেন।



বাংলাদেশের প্রথম এবং একমাত্র টোবাকো কোম্পানি হিসেবে ব্রিটিশ-আমেরিকান টোবাকো বাংলাদেশ (BATB) তাদের অ্যাওয়ার্ড শাভ গ্রহণ করেছেন।



বাংলাদেশের প্রথম এবং একমাত্র টোবাকো কোম্পানি হিসেবে ব্রিটিশ-আমেরিকান টোবাকো বাংলাদেশ (BATB) তাদের অ্যাওয়ার্ড শাভ গ্রহণ করেছেন।



বাংলাদেশের প্রথম এবং একমাত্র টোবাকো কোম্পানি হিসেবে ব্রিটিশ-আমেরিকান টোবাকো বাংলাদেশ (BATB) তাদের অ্যাওয়ার্ড শাভ গ্রহণ করেছেন।

THE ENABLING ACT

Rumana Rahman, Head of Human Resources at BAT Bangladesh, shares best kept secrets for upcoming talent

1. What are the obligations to the society that you feel as a Managing Director of such a big company?

2. In recent times, Bangladesh has experienced a low growth rate and economic stagnation. How do you see the role of BATB in contributing to the growth of the country for over 100 years?

3. BATB has been operating in the country for over 100 years. It is the only publicly listed tobacco company in Bangladesh. BATB has been the largest tax payer in the private sector for many years and works closely with the government in revenue matters.

4. We have seen that the percentage of smokers is decreasing globally, where in our country it's increasing. In fact, the lower end cigarette market is almost 80 percent of the total cigarette market, but our cigarette price is still lower than any other neighbouring country. How do you think the government can address this issue?

5. What are the prospects of the tobacco industry to contribute more to the national exchequer in the next five years or so?

6. The year 2014-15 has been the right environment for the tobacco industry in Bangladesh. How do you see the prospects of the industry for the next five years?



1. What are the obligations to the society that you feel as a Managing Director of such a big company?

2. In recent times, Bangladesh has experienced a low growth rate and economic stagnation. How do you see the role of BATB in contributing to the growth of the country for over 100 years?

3. BATB has been operating in the country for over 100 years. It is the only publicly listed tobacco company in Bangladesh. BATB has been the largest tax payer in the private sector for many years and works closely with the government in revenue matters.

4. We have seen that the percentage of smokers is decreasing globally, where in our country it's increasing. In fact, the lower end cigarette market is almost 80 percent of the total cigarette market, but our cigarette price is still lower than any other neighbouring country. How do you think the government can address this issue?

5. What are the prospects of the tobacco industry to contribute more to the national exchequer in the next five years or so?

6. The year 2014-15 has been the right environment for the tobacco industry in Bangladesh. How do you see the prospects of the industry for the next five years?

IBA teams win 'Battle of Minds 2015' awards

1. What are the obligations to the society that you feel as a Managing Director of such a big company?

2. In recent times, Bangladesh has experienced a low growth rate and economic stagnation. How do you see the role of BATB in contributing to the growth of the country for over 100 years?

3. BATB has been operating in the country for over 100 years. It is the only publicly listed tobacco company in Bangladesh. BATB has been the largest tax payer in the private sector for many years and works closely with the government in revenue matters.

4. We have seen that the percentage of smokers is decreasing globally, where in our country it's increasing. In fact, the lower end cigarette market is almost 80 percent of the total cigarette market, but our cigarette price is still lower than any other neighbouring country. How do you think the government can address this issue?

5. What are the prospects of the tobacco industry to contribute more to the national exchequer in the next five years or so?

6. The year 2014-15 has been the right environment for the tobacco industry in Bangladesh. How do you see the prospects of the industry for the next five years?



বিএটিবি শ্রেষ্ঠ নারীবান্ধব প্রতিষ্ঠান

1. What are the obligations to the society that you feel as a Managing Director of such a big company?

2. In recent times, Bangladesh has experienced a low growth rate and economic stagnation. How do you see the role of BATB in contributing to the growth of the country for over 100 years?

3. BATB has been operating in the country for over 100 years. It is the only publicly listed tobacco company in Bangladesh. BATB has been the largest tax payer in the private sector for many years and works closely with the government in revenue matters.

4. We have seen that the percentage of smokers is decreasing globally, where in our country it's increasing. In fact, the lower end cigarette market is almost 80 percent of the total cigarette market, but our cigarette price is still lower than any other neighbouring country. How do you think the government can address this issue?

5. What are the prospects of the tobacco industry to contribute more to the national exchequer in the next five years or so?

6. The year 2014-15 has been the right environment for the tobacco industry in Bangladesh. How do you see the prospects of the industry for the next five years?

LEADING THE TEAM

1. What are the obligations to the society that you feel as a Managing Director of such a big company?

2. In recent times, Bangladesh has experienced a low growth rate and economic stagnation. How do you see the role of BATB in contributing to the growth of the country for over 100 years?

3. BATB has been operating in the country for over 100 years. It is the only publicly listed tobacco company in Bangladesh. BATB has been the largest tax payer in the private sector for many years and works closely with the government in revenue matters.

4. We have seen that the percentage of smokers is decreasing globally, where in our country it's increasing. In fact, the lower end cigarette market is almost 80 percent of the total cigarette market, but our cigarette price is still lower than any other neighbouring country. How do you think the government can address this issue?

5. What are the prospects of the tobacco industry to contribute more to the national exchequer in the next five years or so?

6. The year 2014-15 has been the right environment for the tobacco industry in Bangladesh. How do you see the prospects of the industry for the next five years?



1. What are the obligations to the society that you feel as a Managing Director of such a big company?

2. In recent times, Bangladesh has experienced a low growth rate and economic stagnation. How do you see the role of BATB in contributing to the growth of the country for over 100 years?

3. BATB has been operating in the country for over 100 years. It is the only publicly listed tobacco company in Bangladesh. BATB has been the largest tax payer in the private sector for many years and works closely with the government in revenue matters.

4. We have seen that the percentage of smokers is decreasing globally, where in our country it's increasing. In fact, the lower end cigarette market is almost 80 percent of the total cigarette market, but our cigarette price is still lower than any other neighbouring country. How do you think the government can address this issue?

5. What are the prospects of the tobacco industry to contribute more to the national exchequer in the next five years or so?

6. The year 2014-15 has been the right environment for the tobacco industry in Bangladesh. How do you see the prospects of the industry for the next five years?

PEOPLE BRINGING



◀ SUPPLY CHAIN

MARKETING



△
LEGAL &
EXTERNAL AFFAIRS

SECURITY ▶



THE DIFFERENCE

FINANCE ▶



INFORMATION TECHNOLOGY



HUMAN RESOURCES



CBA REPRESENTATIVES



SNAPSHOTS



Communications Day



JPGL Special Launching



Celebration of EPIC Migration



Annual General Meeting



Annual Iftaar



Records Management & SoBC Training



Primary Manufacturing Department celebrates Passion for Excellence Award



Star Pack Upgrade Ceremony



JPLG 12s Smart Pack Launching



Training & Development



BATB Olympiad



Battle of Minds

BUILDING

TOWARDS A DEVELOPING NATION

Securing the market as one of the top organisations within the country has always been among BAT Bangladesh's constant achievements. The Company ranks second in market capitalization, owing to the 3500 investors and the Earning per Share valuing at 97.43. The organisation is proud to have been enlisted among the Dhaka and Chittagong Stock Exchanges. Almost 35,000 registered BATB farmers are involved in production and supply of high quality tobacco. In the year 2015, the Company earned over US \$ 26 million from tobacco leaf export which supports government export drive. The Company was awarded with AAA credit rating for long term maintenance of the highest credit and outstanding financial commitments to shareholders, further shaping its identity as a locally thriving organisation ready to tackle the next global challenge.





Rahman Rahman Huq
Chartered Accountants
9 Mohakhali C/A (11th & 10 th Floors)
Dhaka 1212
Bangladesh

Telephone + 880 (2) 988 6450-2
Fax + 880 (2) 988 6449
E- mail dhaka@kpmg.com
Internet www.kpmg.com/bd

INDEPENDENT AUDITORS' REPORT TO THE SHAREHOLDERS of British American Tobacco Bangladesh Company Limited

Report on the Financial Statements

We have audited the accompanying financial statements of British American Tobacco Bangladesh Company Limited ("the Company"), which comprise the statement of financial position as at 31 December 2015, the statement of profit or loss and other comprehensive income, statement of changes in equity and statement of cash flows for the year then ended, and a summary of significant accounting policies and other explanatory information.

Management's responsibility for the financial statements

Management is responsible for the preparation and fair presentation of these financial statements in accordance with Bangladesh Financial Reporting Standards (BFRS), the Companies Act 1994, the Securities and Exchange Rules 1987, and for such internal control as management determines is necessary to enable the preparation of financial statements that are free from material misstatement, whether due to fraud or error.

Auditor's responsibility

Our responsibility is to express an opinion on these financial statements based on our audit. We conducted our audit in accordance with Bangladesh Standards on Auditing (BSA). Those standards require that we comply with relevant ethical requirements and plan and perform the audit to obtain reasonable assurance about whether the financial statements are free from material misstatement.

An audit involves performing procedures to obtain audit evidence about the amounts and disclosures in the financial statements. The procedures selected depend on our judgment, including the assessment of the risks of material misstatement of the financial statements, whether due to fraud or error. In making those risk assessments, we consider internal control relevant to the entity's preparation and fair presentation of the financial statements in order to design audit procedures that are appropriate in the circumstances, but not for the purpose of expressing an opinion on the effectiveness of the entity's internal control. An audit also includes evaluating the appropriateness of accounting policies used and the reasonableness of accounting estimates made by management, as well as evaluating the overall presentation of the financial statements.

We believe that the audit evidence we have obtained is sufficient and appropriate to provide a basis for our audit opinion.

Opinion

In our opinion, the financial statements give a true and fair view of the financial position of the Company as at 31 December 2015 and of its financial performance and its cash flows for the year then ended in accordance with Bangladesh Financial Reporting Standards (BFRS).

Other Matter

The financial statements of the Company as at and for the year ended 31 December 2014 were audited by another auditor who expressed an unmodified opinion on those statements on 19 February 2015.

Report on Other Legal and Regulatory Requirements

In accordance with the Companies Act 1994 and the Securities and Exchange Rules 1987, we also report the following:

- (a) we have obtained all the information and explanations which to the best of our knowledge and belief were necessary for the purposes of our audit and made due verification thereof;
- (b) in our opinion, proper books of account as required by law have been kept by the Company so far as it appeared from our examination of these books;
- (c) the statement of financial position and the statement of profit or loss and other comprehensive income dealt with by the report are in agreement with the books of account and returns; and
- (d) the expenditure incurred was for the purposes of the Company's business.

Auditors


Dhaka, 22 February 2016

British American Tobacco Bangladesh Company Limited


Statement of Financial Position

In thousands of BDT	Note	31 December 2015	31 December 2014
Assets			
Property, plant and equipment	5	13,665,015	12,018,576
Non-current assets		13,665,015	12,018,576
Inventories	6	8,553,377	9,098,197
Trade and other receivables	7	940,758	1,153,571
Advance, deposit and pre-payments	8	4,074,679	3,064,373
Cash and cash equivalents	9	2,357,002	1,740,302
Current assets		15,925,816	15,056,443
Total assets		29,590,831	27,075,019
Equity			
Share capital	10	600,000	600,000
Capital reserve	11	64,896	64,896
Retained earnings	12	13,944,623	10,798,615
Total equity attributable to owners of the company		14,609,519	11,463,511
Liabilities:			
Gratuity	13	461,230	368,110
Deferred tax liability	14	2,069,796	1,140,562
Non-current liabilities		2,531,026	1,508,672
Bank overdraft		-	347,610
Short term bank loans		-	2,800,000
Trade and other payables	15	7,842,726	7,152,166
Current tax liability	16	3,500,379	2,729,914
Provisions for expenses	17	1,107,181	1,073,146
Current liabilities		12,450,286	14,102,836
Total liabilities		14,981,312	15,611,508
Total equity and liabilities		29,590,831	27,075,019

The annexed notes 1 to 40 form an integral part of these financial statements.



 Golam Mainuddin
 Chairman




 Shehzad Munim
 Managing Director



 Md. Mosharraf Hossain Bhuiyan ndc
 Director



 William Francis Pegel
 Finance Director



 Md. Azizur Rahman FCS
 Company Secretary



 Rahman Rahman Huq
 Chartered Accountants

As per our report of same date
 Dhaka, 22 February 2016

British American Tobacco Bangladesh Company Limited

Statement of profit or loss and other comprehensive income

In thousands of BDT	Note	31 December 2015	31 December 2014
Gross turnover		143,711,664	126,725,499
Supplementary duty & VAT		(103,816,770)	(91,163,512)
Net turnover	18	39,894,894	35,561,987
Cost of Sales	19	(21,212,511)	(19,794,030)
Gross profit		18,682,383	15,767,957
Operating expenses	20	(5,481,856)	(4,232,754)
Operating profit		13,200,527	11,535,203
Net financial Income/ (expenses)	21	(122,828)	(157,807)
Non operating Income/ (expenses)	22	37,680	60,790
Profit before contribution to WPPF		13,115,379	11,438,186
Contribution to WPPF		(655,767)	(571,909)
Profit before tax		12,459,612	10,866,277
Income tax expense	23	(6,585,538)	(4,584,355)
Net Profit for the Year		5,874,074	6,281,922
Other comprehensive income	24	(28,066)	-
Total comprehensive income		5,846,008	6,281,922
		BDT	BDT
Earnings Per Share		97.43	104.70

The annexed notes 1 to 40 form an integral part of these financial statements.



Golam Mainuddin
Chairman

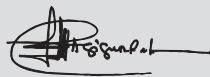


William Francis Pegel
Finance Director

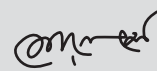
As per our report of same date
Dhaka, 22 February 2016



Shehzad Munim
Managing Director



Md. Azizur Rahman FCS
Company Secretary



Md. Mosharraf Hossain Bhuiyan ndc
Director



Rahman Rahman Huq
Chartered Accountants

British American Tobacco Bangladesh Company Limited

Statement of Changes in Equity

In thousands of BDT	Share capital	Capital Reserve	Retained Earnings	Total Equity
Balance at 1 January 2015	600,000	64,896	10,798,615	11,463,511
Profit for the year	-	-	5,874,074	5,874,074
Other comprehensive income	-	-	(28,066)	(28,066)
Total comprehensive income	-	-	5,846,008	5,846,008
Dividend paid:				
Final dividend for previous year	-	-	(2,700,000)	(2,700,000)
Interim dividend during the year	-	-	-	-
Balance as at 31 December 2015	600,000	64,896	13,944,623	14,609,519
Balance at 1 January 2014	600,000	64,896	8,236,694	8,901,590
Profit for the year	-	-	6,281,922	6,281,922
Other comprehensive income	-	-	-	-
Total comprehensive income	-	-	6,281,922	6,281,922
Dividend paid:				
Final dividend for previous year	-	-	(3,120,000)	(3,120,000)
Interim dividend during the year	-	-	(600,000)	(600,000)
Balance as at 31 December 2014	600,000	64,896	10,798,615	11,463,511

The annexed notes 1 to 40 form an integral part of these financial statements.

British American Tobacco Bangladesh Company Limited

Statement of cash flows

In thousands of BDT	31 December 2015	31 December 2014
Cash flows from operating activities:		
Collection from distributors, leaf export and others	143,924,478	125,808,702
Payment for costs and expenses	(27,582,631)	(24,171,635)
Supplementary duty and VAT paid	(102,249,859)	(92,850,645)
Cash generated from operation	14,091,988	8,786,422
Income tax paid	(4,862,875)	(3,864,539)
Interest paid	(128,394)	(157,346)
Net cash flows from operating activities	9,100,719	4,764,537
Cash flows from investing activities:		
Purchase of property, plant and equipment	(2,691,343)	(4,406,253)
Proceeds from sale of property, plant and equipment	48,690	33,806
Net cash used in investing activities	(2,642,653)	(4,372,447)
Cash flows from financing activities:		
Short term loan receipt	-	2,800,000
Short term loan payment	(2,800,000)	-
Dividend paid	(2,693,756)	(3,717,524)
Net cash used in financing activities	(5,493,756)	(917,524)
Net increase/(decrease) in cash and cash equivalents	964,310	(525,434)
Cash and cash equivalents at 1 January	1,392,692	1,918,126
Cash and cash equivalents at 31 December	2,357,002	1,392,692
Closing cash and cash equivalents have been arrived at as follows:		
Cash and bank balances	2,357,002	1,740,302
Bank overdraft	-	(347,610)
	2,357,002	1,392,692

The annexed notes 1 to 40 form an integral part of these financial statements.

British American Tobacco Bangladesh Company Limited

Notes to the financial statements

as at and for the year ended 31 December 2015

1 Reporting entity

1.1 Company profile

British American Tobacco Bangladesh Company Limited (the "Company") is a public limited company incorporated in Bangladesh and its shares are quoted in Dhaka and Chittagong Stock Exchanges. The address of the Company's registered office is New D.O.H.S. Road, Mohakhali, Dhaka-1206, Bangladesh.

1.2 Nature of business

The Company manufactures and markets brands including Benson & Hedges, John Player Gold Leaf, Pall Mall, Capstan, Star, Derby, Pilot and Hollywood. The Company has its head office and the cigarette factory in Dhaka, a green leaf threshing plant in Kushtia, a green leaf redrying plant in Manikganj and a number of leaf and sales offices throughout the country.

2. Basis of preparation

2.1 Statement of compliance

The financial statements have been prepared in accordance with the Bangladesh Financial Reporting Standards (BFRS), the Companies Act 1994, the Securities and Exchange Rules 1987 and other applicable laws in Bangladesh. Cash flows from operating activities are prepared under direct method as prescribed by the Securities and Exchange Rules 1987.

2.2 Authorisation for issue

The financial statements were authorised for issue by the Board of Directors on 22 February 2016.

2.3 Reporting period

The financial period of the Company covers one year from 1 January to 31 December and is followed consistently.

Details of the Company's accounting policies including changes during the year are included in notes 38, 39 and 40.

3. Functional and presentation currency

The financial statements are presented in Bangladesh Taka (Taka/Tk/BDT), which is the Company's functional currency. All financial information is presented in BDT and has been rounded off to the nearest BDT unless otherwise indicated.

4. Use of estimates and judgements

The preparation of financial statements in conformity with BFRSs requires management to make judgements, estimates and assumptions that affect the application of accounting policies and the reported amounts of assets, liabilities, income and expenses. Actual results may differ from these estimates.

Estimates and underlying assumptions are reviewed on an ongoing basis. Revisions to accounting estimates are recognised in the period in which the estimate is revised and in any future periods affected.

In particular, information about significant areas of estimates and critical judgements in applying accounting policies that have the most significant effect on the amount recognised in these financial statements are stated in the following notes:

Note 5 - Property, plant and equipment

Note 6 - Inventories

Note 13 - Net defined benefit plan

Note 14 - Deferred tax liabilities

Note 16 - Current tax liabilities

Note 17 - Provisions and accruals

Note 35 - Contingent liabilities and commitments

5. Property, plant and equipment

In thousands of BDT	Freehold building	Freehold land	Furniture and fixtures	IT equipment	Laboratory equipment	Leasehold building	Office equipment	Plant and machinery	Vehicles	Assets under construction	Total
Cost											
Balance at 1 January 2014	697,251	343,685	311,089	231,199	174,752	376,071	199,774	7,846,518	634,089	2,841,553	13,655,981
Additions	10,987	-	12,982	68,095	5,775	-	33,297	2,368,512	277,156	3,917,685	6,694,489
Disposals/transfers	(6,997)	-	(992)	(12,237)	-	(9)	(1,827)	(194,825)	(88,028)	(2,288,236)	(2,593,151)
Balance at 31 December 2014	701,241	343,685	323,079	287,057	180,527	376,062	231,244	10,020,205	823,217	4,471,002	17,757,319
Balance at 1 January 2015	701,241	343,685	323,079	287,057	180,527	376,062	231,244	10,020,205	823,217	4,471,002	17,757,319
Additions	11,153	32,175	20,159	24,752	44,745	240,956	89,537	4,218,551	181,104	1,880,656	6,743,788
Disposals/transfers	(78,872)	-	(76,236)	(36,337)	(16,507)	(32,719)	(32,226)	(29,441)	(130,432)	(4,052,446)	(4,485,216)
Balance at 31 December 2015	633,522	375,860	276,002	275,472	208,765	584,299	288,555	14,209,315	873,889	2,299,212	20,015,891
Accumulated depreciation											
Balance at 1 January 2014	130,681	-	156,348	145,204	81,150	101,660	93,970	4,082,515	351,286	-	5,142,814
Depreciation for the year	15,300	-	65,603	50,178	29,476	33,819	35,847	572,671	145,425	-	948,319
Adjustment for disposal/transfers	(375)	-	(991)	(12,073)	-	(9)	(1,243)	(252,061)	(85,638)	-	(352,390)
Balance at 31 December 2014	145,606	-	220,960	183,309	110,626	135,470	128,574	4,403,125	411,073	-	5,738,743
Balance at 1 January 2015	145,606	-	220,960	183,309	110,626	135,470	128,574	4,403,125	411,073	-	5,738,743
Depreciation for the year	17,023	-	25,920	46,762	12,745	9,298	34,567	659,647	155,114	-	961,076
Adjustment for disposal/transfers	(21,540)	-	(70,238)	(33,974)	(16,499)	(20,595)	(31,182)	(26,444)	(128,471)	-	(348,943)
Balance at 31 December 2015	141,089	-	176,642	196,097	106,872	124,173	131,969	5,036,328	437,716	-	6,350,876
Carrying amounts											
At 31 December 2014	555,635	343,685	102,119	103,748	69,901	240,592	102,670	5,617,080	412,144	4,471,002	12,018,576
At 31 December 2015	492,433	375,860	90,360	79,375	101,893	460,126	156,596	9,172,987	436,173	2,299,212	13,665,015

5.1 Allocation of depreciation

In thousands of BDT	2015	2014
Manufacturing overhead	620,783	558,327
Operating expenses	186,950	208,987
Charge to leaf	153,342	181,004
	961,075	948,318

6. Inventories

In thousands of BDT	2015	2014
Inventories in hand	8,085,701	8,836,513
Inventories in transit	467,676	261,684
	8,553,377	9,098,197
Inventories in hand		
Leaf	5,093,475	4,609,094
Wrapping materials	375,273	464,427
Work in process	24,534	40,078
Finished goods	2,147,529	3,218,884
Consumable stores	444,890	504,030
	8,085,701	8,836,513
Inventories in transit:		
Leaf	134,929	64,000
Wrapping materials	317,922	166,588
Consumable stores	14,825	31,096
	467,676	261,684

7. Trade and other receivables

In thousands of BDT	2015	2014
Trade receivables	817,017	1,105,198
Intercompany receivables	113,091	33,609
Sundry receivables	10,650	14,764
	940,758	1,153,571

These are all unsecured and are considered good; as such no provision was required to be made against these receivables.

8. Advances, deposits and pre-payments

In thousands of BDT	2015	2014
Advances		
Advance to suppliers	3,016,433	2,127,838
Supplementary duty and VAT	834,673	781,538
Advance to employees	17,919	23,254
	3,869,025	2,932,630
Deposits		
Security deposit	99,598	19,933
	99,598	19,933
Prepayments		
Insurance	106,056	111,810
	106,056	111,810
	4,074,679	3,064,373

9. Cash and cash equivalents

In thousands of BDT	2015	2014
Cash in hand	969	1,938
Cash at banks:	2,356,033	1,738,364
Dividend accounts	41,787	35,527
Foreign currency accounts	754,798	818,226
Current accounts	669,448	884,611
Fixed and short term deposits	900,000	-
Balance at 31 December	2,357,002	1,740,302

9.1 Restricted cash balance

Dividend account is used only to pay dividends to the shareholders. The balance of this account moves with dividend transactions only.

9.2 Banking facility arrangement

Short term running funded facilities available with the banks amount to BDT 8,496 million (2014 : BDT 6,400 million). No facilities were availed as at 31 December 2015 (2014: BDT 3,148 million). Facilities are renewable on annual basis.

10. Share capital

BDT	2015	2014
Authorised:		
60,000,000 ordinary shares of Tk. 10 each	600,000,000	600,000,000
	600,000,000	600,000,000
Issued, subscribed and paid up:		
Issued for cash:		
3 ordinary shares of Tk. 10 each	30	30
Issued for consideration other than cash:		
59,999,997 ordinary shares of Tk. 10 each	599,999,970	599,999,970
	600,000,000	600,000,000

10.1 Shareholding Position

Name of Shareholders	2015			2014		
	No. of shares	Value (BDT)	Percentage	No. of shares	Value (BDT)	Percentage
Raleigh Investment Co. Ltd., UK	43,745,358	437,453,580	72.91%	43,745,358	437,453,580	72.91%
Investment Corporation of Bangladesh	4,591,742	45,917,420	7.65%	5,005,392	500,539,210	8.34%
Shadharan Bima Corporation	1,694,047	16,940,470	2.82%	1,694,047	16,940,470	2.82%
Bangladesh Shilpa Rin Shangstha	197,376	1,973,760	0.33%	197,866	1,978,660	0.33%
Government of Bangladesh	386,824	3,868,240	0.64%	386,824	3,868,240	0.64%
Others	9,384,653	93,846,530	15.64%	8,970,513	89,705,130	14.95%
	60,000,000	600,000,000	100.00%	60,000,000	600,000,000	100.00%

10.2 Share distribution schedule

A distribution schedule of the shares at the reporting date is given below following the requirement of listing regulations:

Shareholder's range	2015			2014		
	No. of shareholders	Total no. of shares	Percentage of holding	No. of shareholders	Total no. of shares	Percentage of holding
Less than 501 shares	2,545	181,237	0.30%	2,701	186,006	0.31%
501 to 5,000 shares	203	261,280	0.44%	215	273,975	0.46%
5,001 to 10,000 shares	18	129,280	0.22%	17	115,534	0.19%
10,001 to 20,000 shares	17	228,206	0.38%	11	156,378	0.26%
20,001 to 30,000 shares	4	98,637	0.16%	11	285,425	0.48%
30,001 to 40,000 shares	6	209,446	0.35%	1	35,000	0.06%
40,001 to 50,000 shares	4	174,402	0.29%	5	231,250	0.39%
50,001 to 100,000 shares	8	576,090	0.96%	9	662,450	1.10%
100,001 to 1,000,000 shares	14	4,375,995	7.29%	14	4,360,953	7.27%
Over 1,000,000 shares	6	53,765,427	89.61%	6	53,693,029	89.49%
	2,825	60,000,000	100.00%	2,990	60,000,000	100.00%

11. Capital reserve

Capital reserve represents non-remittable reserve of BDT 64,896 thousands which are 90% of the cumulative post tax profit on disposal of property, plant and equipment as historically defined and directed by Bangladesh Bank.

The requirement to create such special reserve on profit from sale of property, plant and equipment has been withdrawn since 1993.

12. Retained earning

In thousands of BDT	2015	2014
Balance as at 1 January	10,798,615	8,236,694
Total comprehensive income for the year:		
Profit for the year	5,874,074	6,281,922
Other comprehensive income	(28,066)	-
	16,644,623	14,518,616
Dividends during the year:		
Final dividend for previous year	(2,700,000)	(3,120,000)
Interim dividend during the year	-	(600,000)
Balance as at 31 December	13,944,623	10,798,615

13. Net defined benefit plans

In thousands of BDT	2015			2014		
	Gratuity fund	Pension fund	Total	Gratuity fund	Pension fund	Total
Defined benefit obligation (note 13.1)	(448,320)	(226,810)	(675,130)	(368,110)	(201,970)	(570,080)
Fair value of plan assets (note 13.2)	-	213,900	213,900	-	201,970	201,970
Net surplus/(deficit)	(448,320)	(12,910)	(461,230)	(368,110)	-	(368,110)

13.1 Movement in defined benefit obligation

In thousands of BDT	Gratuity fund	Pension Fund	Total
Defined benefit obligation as at 1 January 2015	368,110	201,970	570,080
Current service cost	40,600	8,920	49,520
Interest cost	35,730	20,600	58,330
Benefit paid by the fund	-	(11,590)	(11,590)
Benefit paid directly by the Company	(34,200)	-	(34,200)
Actuarial (gain)/loss	38,080	6,910	44,990
Defined benefit obligation as at 31 December 2015	448,320	226,810	675,130

13.2 Movement in the fair value of plan assets

In thousands of BDT	Gratuity fund	Pension Fund	Total
Fair value of plan assets as at 1 January 2015	-	201,970	201,970
Employer's contribution	-	8,510	8,510
Expected return on plan assets	-	21,050	21,050
Benefits paid by the plan	-	(11,590)	(11,590)
Actuarial gain/(loss)	-	(6,040)	(6,040)
Fair value of plan assets as at 31 December 2015	-	213,900	213,900

13.3 Defined benefit plan charge to profit or loss and other comprehensive income in 2015

In thousands of BDT	Gratuity fund	Pension Fund	Total
Profit or loss			
Current service costs	40,600	8,920	49,520
Interest accrued on defined benefit obligation	35,730	20,600	56,330
Expected return on plan assets	-	(21,050)	(21,050)
Net finance expense/(income) for pension plan	35,730	(450)	35,280
	76,330	8,470	84,800
Other comprehensive income			
Actuarial (gain)/loss recognised directly in equity	38,080	12,950	51,030
	38,080	12,950	51,030

13.4 Actuarial assumptions

The following were the principal actuarial assumptions at the reporting date.

	Gratuity fund	Pension Fund
Discount rate	9%	9%
Salary escalation rate	11%	11%

14. Deferred tax liabilities

31 December 2015

In thousands of BDT	Carrying amount at reporting date	Tax base	Taxable/ (deductible) temporary difference
Property, plant and equipment excluding land and AUC	10,708,353	5,565,429	5,142,924
Provision for inventories	(82,142)	-	(82,142)
Provision for gratuity	(461,235)	-	(461,235)
Net temporary difference			4,599,547
Applicable tax rate			45%
Deferred tax liabilities			2,069,796

31 December 2014

In thousands of BDT	Carrying amount at reporting date	Tax base	Taxable/ (deductible) temporary difference
Property, plant and equipment excluding land and AUC	6,945,972	3,639,968	3,306,004
Provision for inventories	(86,483)	-	(86,483)
Provision for gratuity	(368,112)	-	(368,112)
Net temporary difference			2,851,409
Applicable tax rate			40%
Deferred tax liabilities			1,140,562

14.1 Deferred tax (expense)/income

In thousands of BDT	2015	2014
Deferred tax liabilities at the beginning of the year	1,140,562	883,377
Deferred tax liabilities at the end of the year	2,069,796	1,140,562
	(929,234)	(257,185)
Deferred tax attributable to actuarial loss recognised directly in equity	(22,964)	-
Deferred tax (expense)/income recognised directly in profit	(952,198)	(257,185)

15. Trade and other payables

In thousands of BDT	2015	2014
Trade payables	3,405,933	3,388,452
Intercompany payables	3,257,811	2,219,873
Workers' Profit Participation Fund	10,767	11,911
Wages and other benefits	323,608	222,091
Unclaimed dividend (note 26)	41,771	35,527
Sundry payables	802,836	1,274,312
	7,842,726	7,152,166

16. Current tax liabilities

In thousands of BDT	2015	2014
Balance as at 1 January	2,729,914	2,267,283
Provision made during the year	5,633,340	4,327,170
	8,363,254	6,594,453
Advance payment of corporate tax	(4,862,875)	(3,864,539)
Balance as at 31 December	3,500,379	2,729,914

17. Provisions and accruals

In thousands of BDT	2015	2014
Provision for expenses	235,504	249,555
Accrued expenses	871,677	678,872
VAT and duty related provisions	-	144,719
	1,107,181	1,073,146

18. Net turnover

In thousands of BDT			2015	2014
	Unit	Quantity		
Gross turnover from domestic sale	Million sticks	42,541	141,638,593	124,003,186
Supplementary duty and VAT			(103,614,216)	(90,884,752)
			38,024,377	33,118,43
Gross turnover from tobacco leaf export	Million kg	9,907	2,073,071	2,722,313
Export duty			(202,554)	(278,760)
			1,870,517	2,443,553
Net turnover			39,894,894	35,561,987

19. Cost of sales

In thousands of BDT	2015	2014
Opening stock of raw materials	5,355,799	4,656,884
Purchase of raw materials	16,946,747	16,045,354
Raw materials available	22,302,546	20,702,238
Closing stock of raw materials	(5,964,254)	(5,355,799)
Raw materials consumption	16,338,292	15,346,439
Manufacturing overhead (note 19.1)	4,652,582	4,015,323
Total cost of goods manufactured	20,990,874	19,361,762
Opening stock of finished goods	688,238	661,226
Closing stock of finished goods	(924,009)	(688,238)
Total cost of goods sold excluding royalty	20,755,103	19,334,750
Royalty	457,408	459,280
Total cost of sales	21,212,511	19,794,030

19.1 Manufacturing overhead

Salaries and wages	1,134,537	1,031,450
Depreciation	620,783	558,327
Printing and stationary	17,965	16,140
Utilities	435,983	391,408
Repairs and maintenance	1,015,484	878,673
Security and safety	120,576	78,791
Rent, services and transportation	832,211	554,289
Insurance	86,077	89,665
Research and development	2,102	6,230
Other expenses	386,864	410,350
	4,652,582	4,015,323

20. Operating expenses

Salaries and wages	793,191	740,930
Utilities	14,133	15,576
Rent, services and transportation	235,187	175,491
Repairs and maintenance	116,648	100,948
Depreciation	186,950	208,987
Travelling and training	236,571	218,602
Printing and stationery	31,155	30,494
Security and safety	40,165	32,626
Social responsibility	21,472	11,920
Legal, secretarial and professional fee	18,590	19,938
Insurance	3,907	2,530
Audit fee	800	800
Information technology	311,083	423,739
Technical assistance fee	9,781,92	892,964
Brand marketing expenditure	1,937,730	1,752,286
Other expenses	556,082	(395,097)
	5,481,856	4,232,754

21. Net finance income/(expenses)

In thousands of BDT	2015	2014
Interest income	19,733	30,158
Interest expense	(142,561)	(187,965)
	(122,828)	(157,807)

22. Non-operating income/(expenses)

In thousands of BDT	2015	2014
Profit/ (loss) on disposal of property, plant and equipment	(5,168)	16,991
Other income	42,848	43,799
	37,680	60,790

22.1 Non current assets disposed during the year

In thousands of BDT	Cost	Accumulated depreciation	Written down value	Sale proceeds	Profit/(loss)	Purchaser/written off
Freehold building	36,895	(9,532)	27,363	-	(27,363)	Written off
Furniture and fixtures	76,236	(70,238)	5,998	102	(15,896)	Third party
Laboratory equipment	16,507	(16,499)	8	-	(8)	Written off
IT Equipment	36,337	(33,974)	2,363	283	(2,080)	Third party
Leasehold building	32,719	(20,595)	12,124	-	(12,124)	Third party
Office equipment	32,226	(31,182)	1,044	62	(982)	Third party
Plant and machinery	29,441	(26,444)	2,997	-	(2,997)	Written off
Vehicles	130,432	(128,471)	1,961	48,243	46,282	Employees of the Company
				-	-	
2015 Total	390,793	(336,935)	53,858	48,690	(5,168)	
2014 Total	207,368	(190,552)	16,816	33,807	16,991	

All asset disposals were as per Company policy.

23. Income tax expenses

In thousands of BDT	2015	2014
Current tax (note 16)	5,633,340	4,327,170
Deferred tax expenses/(income) (note 14.1)	952,198	257,185
	6,585,538	4,584,355

23.1 Reconciliation of effective tax rate

	2015		2014	
	%	BDT'000	%	BDT'000
Profit before tax		12,459,612		10,866,277
Current tax expense	45.21%	5,633,340	39.82%	4,327,170
Deferred tax expense	7.64%	952,198	2.37%	257,185
Total tax expense	52.86%	6,585,538	42.19%	4,584,355
Expected income tax using applicable tax rate	45.00%	5,606,825	40.00%	4,346,511
Prior Year adjustment	4.29%	534,952	0.44%	47,552
Tax on non deductible expenses	-4.08%	(508,437)	-0.62%	(66,893)
Effective current tax	45.21%	5,633,340	39.82%	4,327,170
Effective deferred tax	7.64%	952,198	2.37%	257,185
	52.86%	6,585,538	42.19%	4,584,355

24. Other comprehensive income

In thousands of BDT	2015	2014
Actuarial gain/(loss) on defined benefit plans	(51,030)	-
Deferred tax gain/(charge) for actuarial loss on defined benefit plans	22,964	-
	(28,066)	-

25. Earnings per share

25.1 Basic earnings per share

Earnings Per Share (EPS) is calculated in accordance with the Bangladesh Accounting Standard BAS 33: Earnings Per Share. The composition of EPS is given below:

In thousands of BDT	2015	2014
Total profit attributable to shareholders (BDT'000)	5,846,008	6,281,922
No of shares outstanding ('000) at 31 Dec 2015	60,000	60,000
Earning per share	97.43	104.70

25.2 Diluted earnings per share

No diluted earnings per share is required to be calculated for the year as there was no scope for dilution during the year.

26. Dividend paid

In thousands of BDT	Ageing analysis of unclaimed dividend				Total	2014 Total
	Prior to 2013	2013	2014	2015		
Opening unclaimed dividend	30,887	2,165	2475	-	35,527	33,052
Dividend declared:						
Final dividend for 2014/2013	-	-	-	2,700,000	2,700,000	3,120,000
Interim dividend for 2015/2014	-	-	-	-	-	600,000
	-	-	-	2,700,000	2,700,000	3,720,000
Closing unclaimed dividend	30,887	2,165	2,475	6,244	41,771	35,527
Dividend paid				2,693,756		3,717,525

27. Remittances of foreign currency

In thousands of BDT	2015	2014
Royalty (after deduction of withholding tax as per law)	4,270	3,966
Technical fee (after deduction of withholding tax as per law)	7,685	-
Dividend	22,691	31,353
	34,646	35,319

Royalty comprises amounts incurred for Bension & Hedges for the year 2013 and Pallmall for the years 2011, 2012 and 2013.

Technical fee comprises amounts incurred for the year 2013

28. Value of imports on Cost, Insurance and Freight (CIF) basis

In thousands of BDT	2015	2014
Raw and packing materials	3,083,141	2,470,556
Spares and others	740,749	654,975
Capital goods	1,410,625	2,822,006
	5,234,515	5,947,537

	2015	2014
29. Value of leaf export earnings received (USD'000)	26,595	35,122

30. Capacity

The Company works on continuous operation basis and given the current installed machine configurations and planned expansions, there is sufficient capacity to meet forecast future demand in a variety of specification (e.g. Filter) and packaging (e.g. Hinge Lid, Shell and Slide) configurations. The Directors regularly review the production capability of the Company and are satisfied that the current and future capacities are adequate. Plans are in place to meet any anticipated future demand.

	2015	2014
Actual production of cigarettes (in million sticks)	43,046	39,098

31. Segment Reporting

The Company is domiciled in Bangladesh. The gross revenue from external customers is BDT 142,593 million (2014: BDT 126,125 million). The Company does not have any non current assets that are located outside Bangladesh. There are also no revenue arising from transactions with a single external customer that comprises 10% or more of the Company's revenue for the years ended 31 December 2015 and 31 December 2014.

The Company is a single product business primarily engaged in the manufacturing and sale of cigarettes in Bangladesh and this forms the focus of the Company's internal reporting system. While the Company has clearly differentiated brands, segmentation within a wide portfolio of brands is not part of the regular internally reported financial information to the chief operating decision maker. Therefore, it is not possible to segment the Company's results by brand without a high degree of estimation.

Apart from cigarette manufacturing, the Company exports leaf outside Bangladesh, which contributes less than 10% of gross and net turnover. However, the break up of cigarette and export sales has been provided in note 18.

32. Consumption of imported and local raw materials

In thousands of BDT	2015		2014	
	Wrapping material	Leaf	Wrapping material	Leaf
Imported:				
Opening stock	591,808	479,096	474,807	462,996
Purchases	2,104,357	962,252	2,550,137	1,319,044
Consumption	(2,451,027)	(1,110,041)	(2,450,136)	(1,302,945)
Closing stock (a)	245,138	331,307	574,808	479,095
Domestic:				
Opening stock	39,207	4,194,000	148,521	3,702,569
Purchases	5,174,401	9,014,770	4,231,017	7,761,456
Consumption	(4,765,551)	(6,811,056)	(4,323,331)	(5,267,509)
Export	-	(1,200,617)	-	(2,002,517)
Closing stock (b)	448,057	5,197,097	56,207	4,193,999
Closing stock (a+b)	693,195	5,528,404	631,015	4,673,094

33. Financial instruments - Fair values and risk management

A. Accounting classifications and fair values

The following table shows the carrying amounts and fair values, where applicable, of financial assets and financial liabilities. It does not include fair value information for financial assets and financial liabilities not measured at fair value if the carrying amount is a reasonable approximation of fair value.

		Carrying amount							
(In thousands of BDT)	Note	Held-for trading	Designated at fair value	Fair value hedging instruments	Held to maturity	Loans and receivables	Available for sale	Other financial liabilities	Total amount
31 December 2015									
Financial assets not measured at fair value									
Trade and other receivables	7	-	-	-	-	940,758	-	-	940,758
Deposits	8	-	-	-	-	99,598	-	-	99,598
Cash at bank	9	-	-	-	-	2,356,033	-	-	2,356,033
		-	-	-	-	3,369,389	-	-	3,369,389
Financial liabilities not measured at fair value									
Trade and other payables	15	-	-	-	-	-	-	7,842,726	7,842,726
Accrued expenses	17	-	-	-	-	-	-	871,677	871,677
		-	-	-	-	-	-	8,714,403	8,714,403
31 December 2014									
Financial assets not measured at fair value									
Trade and other receivables	7	-	-	-	-	1,153,571	-	-	-
Deposits	8	-	-	-	-	19,933	-	-	-
Cash at bank	9	-	-	-	-	1,738,364	-	-	-
		-	-	-	-	2,911,868	-	-	-
Financial liabilities not measured at fair value									
Trade and other payables	15	-	-	-	-	-	-	7,152,166	7,152,166
Accrued expenses	17	-	-	-	-	-	-	678,872	678,872
		-	-	-	-	-	-	7,831,038	7,831,038

The Company has not disclosed the fair values for financial instruments because their carrying amounts are a reasonable approximating of fair values.

B. Financial risk management

The Company has exposures to the following risks from its use of financial instruments:

- I) Credit risk
- II) Liquidity risk
- III) Market risk

The Board of directors has overall responsibility for the establishment and oversight of the Company's risk management framework. The Company's risk management policies are established to identify and analyse the risks faced by the Company, to set appropriate risk limits and controls, and to monitor risks and adherence to limits. Risk management policies, procedures and systems are reviewed regularly to reflect changes in market conditions and the Company's activities. This note presents information about the Company's exposure to each of the following risks, the Company's objectives, policies and processes for measuring and managing risk, and the Company's management of capital.

I) Credit risk

Credit risk is the risk of a financial loss to the Company if a customer or counterparty to a financial instrument fails to meet its contractual obligations, and arises principally from the Company's receivables from customers and other parties.

Management has a credit policy in place and the exposure to credit risk is monitored on an ongoing basis. In monitoring credit risk, receivables are grouped according to their risk profile, i.e. their legal status, financial condition, ageing profile etc. The Company's exposure to credit risk on receivables is mainly influenced by customers.

The maximum exposure to credit risk is represented by the carrying amount of each financial asset in the statement of financial position.

a) Exposure to credit risk

The carrying amount of financial assets represents the maximum credit exposure. The maximum exposure to credit risk at the reporting date was:

In thousands of BDT	Note	2015	2014
Trade and other receivables	7	940,758	1,153,571
Deposits	8	99,598	19,933
Cash at bank	9	2,356,033	1,738,364
		3,396,389	2,911,868

b) Ageing of trade and other receivables

At 31 December, the ageing of trade and other receivables that were not impaired were as follows:

In thousands of BDT	2015	2014
Past due 30 days	821,920	674,398
Past due 31-90 days	102,114	218,631
Past due 91-180 days	16,724	61,289
Past due over 180 days	-	199,253
	940,758	1,153,571

II) Liquidity risk

Liquidity risk is the risk that the Company will encounter difficulty in meeting the obligations associated with its financial liabilities that are settled by delivering cash or other financial assets. The Company's approach to managing liquidity is to ensure, as far as possible, that it will always have sufficient liquidity to meet its liabilities when due, under both normal and stressed conditions, without incurring unacceptable losses or risking damage to the Company's reputation. Typically, the Company ensures that it has sufficient cash and cash equivalents to meet expected operational expenses, including financial obligations through preparation of the cash flow forecast, based on time line of payment of financial obligations and accordingly arrange for sufficient liquidity/fund to make the expected payments within due dates. Moreover, the Company has short term credit facilities with scheduled commercial banks to ensure payment of obligation in the event that there is insufficient cash to make the required payment. The requirement is determined in advance through cash flow projections and credit lines with banks are negotiated accordingly.

The following are the contractual maturities of financial liabilities:

31 December 2015

In thousands of BDT	Note	Carrying amount	Total	Contractual cash flows				
				6 months or less	6 - 12 months	1 - 2 years	2 - 5 years	more than 5 years
Trade and other payables	15	7,842,726	7,842,726	6,407,126	-	1,435,600	-	-
Accrued expenses	17	871,677	871,677	871,677	-	-	-	-
		8,714,403	8,714,403	7,278,803	-	1,435,600	-	-

It is not expected that the cash flows included in the maturity analysis could occur significantly earlier, or at significantly different amounts.

31 December 2014

In thousands of BDT	Note	Carrying amount	Total	Contractual cash flows				
				6 months or less	6 - 12 months	1 - 2 years	2 - 5 years	more than 5 years
Trade and other payables	15	7,152,166	7,152,166	5,845,850	-	1,306,316	-	-
Accrued expenses	17	678,872	678,872	678,872	-	-	-	-
		7,831,038	7,831,038	6,524,722	-	1,306,316	-	-

It is not expected that the cash flows included in the maturity analysis could occur significantly earlier, or at significantly different amounts.

III) Market risk

Market risk is the risk that any changes in market prices, such as foreign exchange rates and interest rates will affect the Company's income or the value of its holdings of financial instruments. The objective of market risk management is to manage and control market risk exposures within acceptable parameters while optimising the return.

a) Currency risk/foreign exchange rate risk

The Company is exposed to foreign exchange risk arising from various currency exposures, primarily with respect to the United State Dollar (USD), Euro (EUR) and British Pound (GBP). Foreign exchange risk arises from future commercial transactions of recognized assets and liabilities. Management complies with the treasury policy to manage foreign exchange risk against their functional currency.

I) Exposure to currency risk

The Company's exposure to foreign currency risk was as follows based on notional amounts:

31 December 2015

In thousands of BDT	USD	GBP	EUR
Foreign currency denominated assets			
Cash at bank	9,560	-	-
Trade receivables	393	-	-
Intercompany receivables	1,267	87	-
	11,220	87	-

Foreign currency denominated liabilities

Trade payables	102	12	245
Intercompany payables	15,304	15,648	7
	15,406	15,660	252
Net exposure	(4,186)	(15,573)	(252)

31 December 2014

In thousands of BDT	USD	GBP	EUR
Foreign currency denominated assets			
Cash at bank	10,500	-	-
Trade receivables	124	-	-
Intercompany receivable	-	64	-
	10,624	64	-

Foreign currency denominated liabilities

Trade payables	4,461	18	12,819
Intercompany payables	13,830	4,829	6
	18,291	4,847	12,825
Net exposure	(7,667)	(4,783)	(12,825)

The following exchange rates are applied at reporting date:

	2015	2014
USD	78.95	77.93
GBP	118.11	121.50
EUR	87.49	94.29

ii) Foreign exchange rate sensitivity analysis for foreign currency expenditures

A strengthening or weakening of the Taka, as indicated below, against the USD, EUR and GBP at reporting date would have increased/(decreased) equity and profit or loss by the amounts shown below. This analysis is based on foreign currency exchange rate variances that the Company considered to be reasonably possible at the reporting date. The analysis assumes that all other variables, in particular interest rates, remain constant. The analysis is performed on the same basis for 2014.

2015

In thousands of BDT	Strengthening profit or (loss)	Weakening profit or (loss)
USD (5 percent movement)	16,524	(16,524)
GBP (5 percent movement)	91,966	(91,966)
EUR (5 percent movement)	1,102	(1,102)
	109,593	(109,593)

2014

In thousands of BDT	Strengthening profit or (loss)	Weakening profit or (loss)
USD (5 percent movement)	29,873	(29,873)
GBP (5 percent movement)	29,058	(29,058)
EUR (5 percent movement)	60,465	(60,465)
	119,396	(119,396)

b) Interest rate risk

Interest rate risk is the risk that arises due to changes in interest rates on borrowings. At present the Company has no borrowings which is subject to interest rate risk.

34. Related party disclosures

i) Transactions with key management personnel

Key management personnel compensation comprised the following:

In thousands of BDT	2015	2014
Meeting attendance fee	80	79
Meeting expense	2,475	1,508
Remuneration	49,824	54,290
Retirement benefit scheme	4,124	3,757
Medical and welfare	139	75
Housing	13,176	7,776
	69,818	67,485

ii) Other related party transactions

The Company carried out a number of transactions with related parties in the normal course of business on arms length basis. The name of these related parties, nature of transactions and their total value have been set in accordance with the provisions of BAS 24: Related party disclosures.

In thousands of BDT	Relationship	Transaction values for the year ended 31 December		Receivable/ (Payable) outstanding as at 31 December	
		2015	2014	2015	2014
Income					
a. Leaf export and sale of goods					
The Company sold leaf to:					
BAT (GLP) Limited	BAT Group company	894,948	2,110,407	20,518	(30,373)
Pakistan Tobacco Company Limited	BAT Group company	252,927	531,984	82,372	55,199
BAT Marketing Nigeria Ltd	BAT Group company	261	-	261	-
		1,148,136	2,642,391	103,151	24,826
b. Management fee					
Management Fee received/to be received from:					
BAT AsPac Service Centre Sdn Bhd	BAT Group company	-	-	-	3,505
BAT Marketing (s) PTE Ltd	BAT Group company	-	-	-	830
BAT Holdings Limited	Holding company	-	15,546	-	3024
BAT AsPac Service Centre SDN BHD	BAT Group company	9,940	5,9636	9,940	-
BAT Marketing Singapore	BAT Group company	-	874	-	-
		9,940	76,056	9,940	73,59
Expenses					
c. Procurement of products/services					
Procurement of information technology, product and other services:					
BASS GSD UK	BAT Group company	390,694	543,973	(242,825)	(473,885)
BAT Holdings Limited	Holding company	507	1,672	(3,947)	(4,063)
BAT Asia-Pacific Region Limited	BAT Group company	5,861	24,093	(9,948)	(14,654)
BAT Singapore	BAT Group company	11,5178	21,227	(115,178)	(66,337)
BAT AsPac Service Centre Sdn Bhd	BAT Group company	140,610	297,853	(278,293)	(138,678)
BAT Korea	BAT Group company	-	526	-	(132)
BAT SAA Service (Private) Limited	BAT Group company	37,370	6,706	(8,067)	-
BAT Western Europe	BAT Group company	-	539	-	(539)
		690,220	869,589	(685,258)	(698,288)
d. Purchase of leaf & goods					
Purchase of leaf and wrapping materials from:					
BAT Singapore	BAT Group company	93,884	112,886	-	-
BAT (GLP) Limited*	BAT Group company	371,023	1,113,252	140,593	65,721
BAT Marketing (s) PTE Ltd	BAT Group company	12,465	-	(3,053)	(32,706)
BAT Singapore	BAT Group company	-	-	(13,838)	(23,968)
BAT PT. Export Leaf Indonesia	BAT Group company	250	-	(250)	-
BAT Supply Chain WE Ltd*	BAT Group company	590	-	147	737
		487,212	1,226,138	123,599	9,784

In thousands of BDT	Relationship	Transaction values for the year ended 31 December		Receivable/ (Payable) outstanding as at 31 December	
		2015	2014	2015	2014
e. Royalty					
Royalty paid/payable to:					
BAT Holdings Limited**	Holding company	457,408	413,352	(828,490)	(813,331)
		457,408	413,352	(828,490)	(813,331)
f. Technical and advisory fee					
Payment of fees for technical and advisory support services to:					
BAT Investments Ltd**	Holding company	978,192	892,964	(1,753,830)	(671,117)
		978,192	892,964	(1,753,830)	(671,117)
g. Purchase of equipment					
Purchase of equipment from:					
BAT Tobacco Importers and Manufacturers	BAT Group company	91	470,032	-	-
BAT Manufacturing Australia*	BAT Group company	55,438	-	4,486	-
BAT Colombia Sas*	BAT Group company	-	-	21,118	-
BAT Tabacalera Hondurena S.A.*	BAT Group company	-	-	44,634	-
Tobacco Importers & Manufacturers	BAT Group company	-	-	(91)	(46,923)
		55,529	470,032	70,147	(46,923)
h. Sale of property, plant and equipment to key management personnel					
		-	275	-	-
		-	275	-	-

*Advance paid

**Closing balance consists of royalty and technical fee of 2014 and 2015.

35. Contingent liabilities and commitments

There is commitment for capital expenditure as at 31 December 2015 which is authorised but not provided for in the financial statements amounting to BDT 435.75 million (2014: BDT 159.78 million).

Bank guarantees of BDT 42.16 million (2014: BDT 40.16 million) issued by the Company's scheduled bankers on counter indemnities given by the Company.

There are contingent liabilities on account of letter of credits issued by Company's banks in favour of the Company amounting to BDT 768.63 million (2014: BDT 363.45 million).

35.1 Litigation

The Company is involved in various claims and legal actions arising in the ordinary course of business. In the opinion of management, the ultimate disposition of these matters will not have any material impact on the financial statements

In particular, in November 2013 the Company received a retrospective notice of imposition and realisation of VAT and Supplementary Duty on low price category brands (Pilot & Bristol) from the National Board of Revenue (NBR) for approximately BDT 19,240 million. The Company is alleged to have evaded tax by selling in the low price segments rather than the mid-tier segments.

Whilst management believe that the claim is unfounded, it has been engaging with all of the parties concerned from the outset. Based on legal opinion, no provision has been made for this claim. Litigation and further engagement has proceeded during 2015. The issue is currently awaiting outcome from the High Court, which may still result in further appeals by BAT Bangladesh. A 10% deposit may have to be paid in 2016 in order to pursue any such an appeal.

36. Number of employees

The Company had 1,400 permanent employees as at 31 December 2015 (2014: 1,353) and a varying number of seasonal and temporary workers as required.

37. Events after the reporting period

The Board of Directors of the Company recommended 550% (BDT 55 per share) cash dividend amounting to BDT 3,300,000,000 for 2015 at the board meeting held on 22 February 2016. The dividend is subject to final approval by the shareholders at the forthcoming annual general meeting of the Company.

38. Basis of measurement

The financial statements have been prepared on going concern basis under the historical cost convention.

39. New accounting standards not yet adopted

Certain new accounting standards and interpretations have been published that are not mandatory for 31 December 2015 reporting periods and have not been early adopted by the Company.

BFRS 15 : Revenue from Contracts with Customers

This standard is based on the principle that revenue is recognised when control of a good or service transfers to a customer, this notion of control replaces the existing notion of risks and rewards. The standard is mandatory for reporting periods commencing on or after 1 January 2018. The Company is currently assessing the implications and consequences of this standard.

BFRS 9 : Financial Instruments

This standard addresses the classification, measurement and derecognition of financial assets and financial liabilities and introduces new rules for hedge accounting. The standard is mandatory for reporting periods commencing on or after 1 January 2018. The Company is currently assessing the implications and consequences of this standard.

40 Significant accounting policies

The Company has consistently applied the following accounting policies to all periods presented in these financial statements.

Set out below is an index of the significant accounting policies, the details of which are available on the following pages:

Note	Particulars
40.1	Property, plant and equipment
40.2	Financial instruments
40.3	Share capital
40.4	Impairment
40.5	Operating lease
40.6	Inventories
40.7	Employee benefits
40.8	Provisions
40.9	Contingencies
40.10	Revenue
40.11	Income tax expense
40.12	Foreign currency transactions
40.13	Finance income and expenses
40.14	Earnings per share (EPS)
40.15	Statement of cash flows
40.16	Dividends
40.17	Comparatives and rearrangement
40.18	Materiality and aggregation
40.19	Events after the reporting period
40.20	Going concern

40.1 Property, plant and equipment

40.1.1 Recognition and measurement

Items of property, plant and equipment are measured at cost less accumulated depreciation and accumulated impairment losses, if any.

Cost includes expenditures that are directly attributable to the acquisition of the asset and any other costs directly attributable to bringing the asset to working condition for its intended use, and the costs of dismantling and removing the items and restoring the site on which they are located. Assets under construction represents the cost incurred for acquisition and/or construction of items of property, plant and equipment that are not ready for use which is measured at cost

Buildings constructed by the Company on leasehold land are capitalised and included under the category of leasehold property.

40.1.2 Subsequent costs

The cost of replacing part of an item of property, plant and equipment is recognised in the carrying amount of the item if it is probable that the future economic benefits embodied within the part will flow to the Company and its cost can be measured reliably. The costs of the day-to-day servicing of property, plant and equipment are recognised in the statement of profit or loss and other comprehensive income as incurred.

40.1.3 Depreciation

Depreciation is recognised in the statement of profit or loss and comprehensive income on a straight-line basis over the estimated useful life of each part of an item of property, plant and equipment. Land is not depreciated.

Depreciation on newly acquired asset is charged from the month of acquisition. On deletion/disposal of an asset, depreciation is charged up to the month prior to the deletion/disposal.

The rates of depreciation vary according to the estimated useful lives of each particular class of property, plant and equipment, as follows:

Category	Useful life in years	Residual value
Freehold building	40	1%
Leasehold building	Maximum 40 years, depreciation rates based on a case by case basis	0%
Plant and machinery	14.3/4	0%/1%
Laboratory equipment	10	0%
Office equipment	'5/10	0%
Furniture and fixtures	'3/5/10	0%
Vehicles	'4/5	1%
IT equipment	3	0%

Depreciation method, useful lives and residual values are reviewed at each reporting date and adjusted as appropriate.

40.1.4 Retirements and disposals

An item of property, plant and equipment is derecognised on disposal or when no further economic benefits are expected from its use. Gain or loss on disposal of an item of property, plant and equipment is determined as the difference of net disposal proceeds and the carrying amount of an item of property, plant and equipment and is recognised as gain or loss from disposal of asset under other income/expense in the statement of profit or loss and other comprehensive income.

40.2 Financial instruments

A financial instrument is any contract that gives rise to a financial asset of one entity and a financial liability or equity instrument of another entity. Accounting policies relating to different type of financial instruments are described below

40.2.1 Financial assets

The Company initially recognises receivables and deposits on the date that they are originated. All other financial assets are recognised initially on the date at which the Company becomes a party to the contractual provisions of the transaction.

The Company derecognises a financial asset when the contractual rights or probabilities of receiving the cash flows from the asset expire, or it transfers the rights to receive the contractual cash flows on the financial asset in a transaction in which substantially all the risks and rewards of ownership of the financial asset are transferred.

Financial assets include cash and cash equivalents, trade and other receivables and deposits.

i) Cash and cash equivalents

Cash and cash equivalents include cash in hand, cash at banks and fixed deposits receipt which are held and available for use by the Company without any restriction except for the dividend account. For the purposes of the cash flow statement, cash and cash equivalents comprise cash in hand, deposits held at financial institutions and short-term highly liquid investments with maturities of three months or less from the date of acquisition. Bank overdrafts that are repayable on demand and form an integral part of the Company's cash management are included as a component of cash and cash equivalents for the purpose of the statement of cash flows.

ii) Trade and other receivables

Trade and other receivables consist of unpaid bills receivable from customers and other parties. Trade and other receivables are recognised initially at original invoice amount and subsequently measured at the remaining amount less allowances for doubtful receivables at the year end, which is made at the discretion of the management.

iii) Deposits

Deposits are measured at payment value.

40.2.2 Financial liability

The Company recognises a financial liability in its statement of financial position when the Company becomes a party to the contractual provisions of the liability. The Company recognises a financial liability when its contractual obligations arising from past events are certain and when settlement thereof is expected to result in an outflow from the entity of economic benefits.

The Company derecognises a financial liability, when its contractual obligations are discharged or cancelled or expired.

Financial liabilities include trade and other payables.

i) Trade and other payables

Trade and other payables are recognised when its contractual obligations arising from past events are certain and the settlement of which is expected to result in an outflow from the Company of resources embodying economic benefits. Trade and other payable are recognised initially at fair value. Subsequent to initial recognition, trade and other payables are stated at amortised cost using the effective interest method.

40.2.3 Offsetting a financial asset and a financial liability

Financial assets and financial liabilities are offset and the net amount presented in the statement of financial position when, and only when, the Company has a legal right to offset the amounts and intends either to settle them on a net basis or to realise the asset and settle the liability simultaneously.

40.3 Share capital

Ordinary shares are classified as equity. Incremental costs directly attributable to the issue of ordinary shares are recognised as a deduction from equity, net of any tax effects.

Paid up capital represents total amount contributed by the shareholders and bonus shares, if any, issued by the Company to the ordinary shareholders. Holders of ordinary shares are entitled to receive dividends as declared from time to time and are entitled to vote at shareholders' meetings. In the event of a winding up of the Company, ordinary shareholders rank after all other shareholders and creditors and are fully entitled to any residual proceeds of liquidation.

40.4 Impairment

i) Recognition

Financial assets not carried at fair value through profit or loss and receivables are assessed at each reporting date to determine whether there is objective evidence that any particular asset is impaired. A financial asset is impaired if objective evidence indicates that a loss event has occurred after the initial recognition of the asset, and that the loss event had a negative effect on the estimated future cash flows of that asset that can be estimated reliably.

The carrying value of the non-financial assets, other than inventories, are reviewed at each reporting date to determine whether there is any indication of impairment. If any such indication exists, the asset's recoverable amount is estimated. An impairment loss is recognised whenever the carrying amount of the asset or its cash generating unit exceeds its recoverable amount. Impairment losses, if any, are recognised in the statement of profit or loss and other comprehensive income.

ii) Calculation of recoverable amount

The recoverable amount of asset is the greater of its net selling price or its value in use. The latter is determined by discounting the estimated future cash flows to a present value using a discount rate which reflects the current market assessment of the time value of money and risk specific to the asset. For an asset that does not generate significantly independent cash inflows, the recoverable amount is determined for the cash generating unit to which the asset belongs.

ii) Reversal of impairment

An impairment loss is reversed if there has been a change in the estimates used to determine the recoverable amount. An impairment loss is reversed only to the extent that the assets carrying amount does not exceed the carrying amount that would have been determined, net of depreciation or amortisation, if no impairment loss had been recognised.

4.5 Operating lease

All leases other than those which meet the definition of finance lease are treated as operating lease and are not recognised in the statement of financial position. Payments made under operating leases are charged to the statement of profit or loss and other comprehensive income.

4.6 Inventories

Raw materials and finished goods inventories are measured at the lower of cost and net realisable value. Spare parts are valued at cost.

The cost of inventories, except goods in transit, is measured based on the weighted average method, and includes expenditure incurred in acquiring the inventories, production or conversion costs, and other costs incurred in bringing them to their existing location and condition. In the case of manufactured inventories and work in process, cost includes an appropriate share of production overheads based on normal operating capacity.

Net realisable value is defined as the estimated selling price in the ordinary course of business less the estimated cost of completion and the estimated costs necessary to make the sale.

Goods that are in transit are valued at cost including related charges.

40.7 Employee benefits

40.7.1 Short-term benefits

Short term employee benefit obligations are measured on an undiscounted basis and are expensed as the related services are provided. A liability is recognised for the amount expected to be paid under short-term cash bonus or profit-sharing plans if the Company has a present legal or constructive obligation to pay this amount as a result of past service provided by the employee, and the obligation can be estimated reliably.

40.7.2 Defined benefits plans

Management Gratuity Scheme

The Company operates a unfunded gratuity scheme for the management employees who joined the Company up to February 2013. Members of this scheme become eligible to receive gratuity on completion of 5 years of continuous services with the Company.

Management Pension Fund

The Company operates a funded pension scheme for the management employees who joined the company from 1 January 1987 to 31 August 2007. Members of this fund become eligible to receive pension on completion of 5 year of continuous service with the Company. The fund is managed by a Board of Trustees.

Present value of defined benefit obligation and the fair value of the plan assets were determined by professional actuary for both the funds. Projected Unit Credit method is used to measure the present value of defined benefit obligations and related current and past service cost and mutually compatible actuarial assumptions about demographic and financial variables were used. The difference between fair value of the plan assets and present value of obligation is recognised as a liability or an asset in the statement of financial position. In respect of any actuarial gains or losses arising from actuarial valuation, is fully recognised in the other comprehensive income.

40.7.3 Defined contributions plan

Management Gratuity Scheme

The Company operates a funded gratuity scheme for the management employees who joined the Company from 1 March 2013 onwards. The Company contributes 15% of basic salary as contribution to the fund for the management employees from the date of joining. The fund is managed by a Board of Trustees. Members of this fund become eligible to receive gratuity on completion of 5 years of continuous services with the Company.

Employee Gratuity Scheme

The Company operates funded gratuity scheme for the non-management employees whereby the Company contributes 15% of basic salary as contribution to the fund for the non management employees from the date of joining. The Fund is managed by a Board of Trustees. Members of this fund become eligible to receive gratuity on completion of 5 years of continuous services with the Company.

Provident Fund

The Company operates a provident fund for all the employees irrespective of date of joining the Company. Members, on confirmation, in regular employment of the Company, are required by the Company to join the provident fund to which members contribute 10% of their basic salaries and the Company makes a matching contribution. The Fund is managed by a Board of Trustees. Members become eligible to receive the Company's contribution on completion of 5 years of continuous services with the Company.

Worker's Profit Participation Fund

The Company provides 5% of its profit before charging such expense to Worker's Profit Participation Fund (WPPF) in accordance with "The Bangladesh Labour Act 2006" as amended in 2013.

The Company recognises a contribution to the defined contribution plan as an expense when an employee has rendered services in exchange for the contribution. The legal and constructive obligation is limited to the amount it agrees to contribute to the fund.

40.8 Provisions

A provision is recognised on the reporting date if, as a result of a past event, the Company has a present legal or constructive obligation that can be estimated reliably, and it is probable that an outflow of economic benefits will be required to settle the obligation.

Provisions are reviewed at the end of each reporting period and adjusted to reflect the current best estimate. If it is no longer probable that an outflow of resources embodying economic benefits are required to settle the obligation, the provision are reversed.

40.9 Contingencies

4.9.1 Contingent liability

Contingent liability is a possible obligation that arises from past events, the existence of which can be confirmed only by the occurrence or non-occurrence of one or more uncertain future events not wholly within the control of the entity.

Contingent liability should not be recognised in the financial statements, but may require disclosure. A provision should be recognised in the period in which the recognition criteria of provision have been met.

40.9.2 Contingent asset

Contingent asset is a possible asset that arises from past events, the existence of which can be confirmed only by the occurrence or non-occurrence of one or more uncertain future events not wholly within the control of the entity.

A contingent asset must not be recognised. Only when the realisation of the related economic benefits is virtually certain should recognition take place provided that it can be measured reliably because, at that point, the asset is no longer contingent.

4.10 Revenue

Revenue from the sale of goods is measured at the fair value of the consideration received or receivable, net of Value Added Tax (VAT), Supplementary Duty (SD), Export Duty and Health Surcharge. Revenue is recognised when the significant risks and rewards of ownership have been transferred to the buyer, recovery of the consideration is probable, the associated costs can be estimated reliably, there is no continuing management involvement with the goods and the amount of revenue can be measured reliably.

Gross turnover comprise domestic sales of cigarettes, export of leaf and includes SD, VAT, Export Duty and Health Surcharge paid to the Government of Bangladesh.

4.11 Income tax expense

Income tax expense comprises current and deferred tax. Income tax expense is recognised in the statement of profit or loss and other comprehensive income.

Current tax

Current tax is expected tax payable or receivable on the taxable income or loss for the year, using tax rates enacted or substantively enacted at the reporting date, and any adjustment to tax payable in respect of previous years. The Company is liable to pay tax at the rate 45 % currently.

Deferred tax

Deferred tax is recognised in respect of temporary differences between the carrying amounts of assets and liabilities for financial reporting purpose. Deferred tax is measured at the tax rates that are expected to be applied to the temporary differences when they reverse, based on the laws that have been enacted or substantively enacted by the reporting date.

A deferred tax asset is recognised to the extent that it is probable that future taxable profits will be available against which temporary difference can be utilised. Deferred tax assets are reviewed at each reporting date and are reduced to the extent that it is no longer probable that the related tax benefit will be realised.

Deferred tax assets and liabilities are offset if there is legally enforceable right to offset current tax liabilities and assets, and they relate to income taxes levied by the same tax authority but they intend to settle current tax liabilities and assets on a net basis or there tax assets and liabilities will be realised simultaneously.

4.12 Foreign currency transactions

Transactions in foreign currencies are translated to Bangladesh Taka at the rates ruling on the transaction date. All monetary assets and liabilities denominated in foreign currencies at the reporting date are retranslated to the functional currency at the exchange rate prevalent at that date. Resulting exchange differences arising on the settlement of monetary items or on translating monetary items at the end of the reporting period are recognised in the statement of profit or loss and other comprehensive income as per BAS 21: The Effects of Changes in Foreign Exchange Rates.

40.13 Finance income and expenses

Finance income comprises interest on financial deposits with banks. Finance income is recognised on an accrual basis and shown under statement of profit or loss and other comprehensive income. Finance costs comprise interest expense on overdraft and bank charges.

40.14 Earnings per share (EPS)

The Company represents basic earnings per share (EPS) data for its ordinary shares. Basic EPS is calculated by dividing the profit or loss attributable to ordinary shareholders of the Company by the weighted average number of ordinary shares outstanding during the year.

Diluted EPS is determined by adjusting the profit or loss attributable to ordinary shareholders and the weighted average number of ordinary shares outstanding, for the effects of all dilutive potential ordinary shares. However, dilution of EPS is not applicable for these financial statements as there was no potential dilutive ordinary shares at the reporting date.

40.15 Statement of cash flows

Cash flows from operating activities have been presented under direct method as per BAS 7: Statement of Cash Flows.

40.16 Dividends

Final dividend distributions to the Company's shareholders are recognised as a liability in the financial statements in the period in which the dividends are approved by the Company's shareholders at the Annual General Meeting, while interim dividend distributions are recognised in the period in which the dividends are declared and paid.

40.17 Comparatives and rearrangement

Comparative information has been disclosed for all numerical information in the financial statements and also the narrative and descriptive information when it is relevant for understanding of the current financial statements.

To facilitate comparison, certain relevant balances pertaining to the previous year have been rearranged and reclassified whenever considered necessary to conform to current year's presentation.

40.18 Materiality and aggregation

Each material class of similar items is presented separately in the financial statements. Items of dissimilar nature or function are presented separately unless they are immaterial.


40.19 Events after the reporting period

Amounts recognised in the financial statements are adjusted for events after the reporting period that provide evidence of conditions that existed at the end of the reporting period. No adjustment is given in the financial statements for events after the reporting period that are indicative of conditions that arose after the reporting period. Material non-adjusting events are disclosed in the financial statements.

40.20 Going concern

The Company has adequate resources to continue in operation for the foreseeable future. For this reason going concern basis is adopted in preparing the financial statements. The current resources of the Company provide sufficient funds and attributable credit facilities to meet the present requirements of its existing business.

SHAREHOLDERS







৪৩ তম বার্ষিক সাধারণ সভার বিজ্ঞপ্তি

এতদ্বারা জানানো যাচ্ছে যে, ব্রিটিশ আমেরিকান টোব্যাকো বাংলাদেশ কোম্পানি লিমিটেড-এর ৪৩ তম বার্ষিক সাধারণ সভা নিম্নলিখিত আলোচ্যসূচী সম্পাদনকল্পে আগামী ১২ এপ্রিল, ২০১৬ রোজ মঙ্গলবার সকাল ১০:৩০ মিনিটে সোনারগাঁও হোটেল, ১০৭ কাজী নজরুল ইসলাম এভিনিউ, কারওয়ান বাজার ঢাকা-১২১৫-এর বলরুমে অনুষ্ঠিত হবে:

১. ডিসেম্বর ৩১, ২০১৫ তারিখে সমাপ্ত বছরের আর্থিক বিবরণী, পরিচালকমণ্ডলীর প্রতিবেদন এবং নিরীক্ষকবৃন্দের প্রতিবেদন গ্রহণ, বিবেচনা ও অনুমোদন।
২. ডিসেম্বর ৩১, ২০১৫ তারিখে সমাপ্ত বছরের নগদ লভ্যাংশ অনুমোদন।
৩. পরিচালকমণ্ডলীর নির্বাচন এবং স্বতন্ত্র (ইন্ডিপেন্ডেন্ট) পরিচালক নিয়োগের অনুমোদন।
৪. ২০১৬ সালের জন্য বিধিবদ্ধ নিরীক্ষক নিয়োগ এবং তাদের পারিশ্রমিক নির্ধারণ।

বোর্ডের সিদ্ধান্তক্রমে

মোঃ আজিজুর রহমান এফসিএস
কোম্পানি সচিব

২১ মার্চ ২০১৬

দ্রষ্টব্য:

- যে সকল শেয়ারহোল্ডারগণের নাম কোম্পানির সদস্য বহি কিংবা ডিপোজিটরি বহিতে রেকর্ড ডেটে (১৪ মার্চ, ২০১৬) বৈধভাবে লিপিবদ্ধ থাকবে, উক্ত শেয়ারহোল্ডারগণ ৪৩তম বার্ষিক সাধারণ সভায় যোগদান এবং লভ্যাংশ প্রাপ্তির যোগ্য বলে বিবেচিত হবেন।
- যদি কোনো শেয়ারহোল্ডার প্রতিনিধি নিয়োগ করতে চান, তবে উক্ত শেয়ারহোল্ডারকে অবশ্যই স্ট্যাম্পসহ প্রতিনিধিপত্র কোম্পানির রেজিস্টার্ড অফিসে ১০ এপ্রিল, ২০১৬ তারিখ সকাল ১০:৩০ মিনিটের মধ্যে জমা দিতে হবে।
- শুধুমাত্র শেয়ারহোল্ডারগণ অথবা তাদের আইনানুগ মনোনীত প্রতিনিধিরাই এই সভায় অংশ নিতে পারবেন।
- বিজ্ঞপ্তির সাথে পাঠানো হাজিরা স্লিপ প্রদর্শনের পর সভায় প্রবেশের অধিকার দেয়া হবে।
- সভায় শিশুদের প্রবেশাধিকার নেই।



Rahman Rahman Huq
Chartered Accountants
9 Mohakhali C/A (11th & 10 th Floors)
Dhaka 1212
Bangladesh

Telephone + 880 (2) 988 6450-2
Fax + 880 (2) 988 6449
E-mail dhaka@kpmg.com
Internet www.kpmg.com/bd

ব্রিটিশ আমেরিকান টোব্যাকো বাংলাদেশ কোম্পানি লিমিটেড শেয়ারহোল্ডারদের প্রতি নিরীক্ষকবৃন্দের প্রতিবেদন

আমরা ব্রিটিশ আমেরিকান টোব্যাকো বাংলাদেশ কোম্পানি লিমিটেড-এর আর্থিক বিবরণীসমূহ নিরীক্ষা করেছি যার মধ্যে উল্লেখ রয়েছে ৩১ ডিসেম্বর ২০১৫ তারিখে আর্থিক অবস্থা, সম্মিলিত আয়ের বিবরণী, মালিকানা স্বত্বের পরিবর্তন বিবরণী ও সমাপ্ত বছরের নগদ অর্থ প্রবাহ বিবরণী এবং গুরুত্বপূর্ণ হিসাবরক্ষণ নীতির সারাংশ ও অন্যান্য ব্যাখ্যামূলক তথ্য।

আর্থিক বিবরণীতে ব্যবস্থাপনা কর্তৃপক্ষের দায়িত্ব

বাংলাদেশ ফাইন্যান্সিয়াল রিপোর্টিং স্ট্যান্ডার্ডস (বিএফআরএস), কোম্পানি আইন ১৯৯৪, সিকিউরিটিজ অ্যান্ড এক্সচেঞ্জ রুলস ১৯৮৭ এবং আইন ও বিধানের সাথে সঙ্গতি রেখে এসব আর্থিক প্রতিবেদন প্রস্তুতকরণ ও সুষ্ঠুভাবে উপস্থাপন ব্যবস্থাপনা কর্তৃপক্ষের দায়িত্ব। এছাড়াও ব্যবস্থাপনা কর্তৃপক্ষ অভ্যন্তরীণ নিয়ন্ত্রণের মাধ্যমে বস্তগত ত্রুটিবিচ্যুতি মুক্ত আর্থিক প্রতিবেদন উপস্থাপনা নিশ্চিত করে।

নিরীক্ষকদের দায়িত্ব

আমাদের দায়িত্ব হচ্ছে, আমাদের নিরীক্ষার ওপর ভিত্তি করে প্রস্তুতকৃত এই আর্থিক প্রতিবেদনের ওপর মতামত প্রকাশ করা। আমাদের এই নিরীক্ষা, বাংলাদেশ স্ট্যান্ডার্ডস অন অডিটিং (বিএসএ) এর নীতিমালা অনুসারে পরিচালনা করা হয়েছে। এই সকল আবশ্যিকীয় চাহিদার মধ্যে গুরুত্বপূর্ণ হলো নীতিমালা মেনে চলা এবং নিরীক্ষাটি এমনভাবে পরিকল্পনা এবং পরিচালনা করা যেন আর্থিক প্রতিবেদনে কোনোরূপ বস্তগত অসঙ্গতি তৈরি না হয়।

একটি নিরীক্ষার প্রধান কার্যাবলির মধ্যে রয়েছে আর্থিক প্রতিবেদনের অর্থের অংক সংক্রান্ত উপাত্তসমূহের যথেষ্ট প্রমাণাদি সংগ্রহ করা। নিরীক্ষার পন্থা নির্ধারণের দায়িত্ব নিরীক্ষকের ওপর অর্পিত, যার মধ্যে রয়েছে ইচ্ছাকৃত বা অনিচ্ছাকৃতভাবে সৃষ্ট বস্তগত অসঙ্গতির ঝুঁকি নির্ণয় করা। এই সকল ঝুঁকি নির্ধারণের ক্ষেত্রে পরিস্থিতির ওপর ভিত্তি করে আর্থিক প্রতিবেদন প্রস্তুত করা হয় অভ্যন্তরীণ নিয়ন্ত্রণের ওপর নির্ভর করে। তবে এক্ষেত্রে অভ্যন্তরীণ নিয়ন্ত্রণের যথার্থতা নিয়ে মতামত প্রকাশ করা এর উদ্দেশ্য নয়। নিরীক্ষায়, হিসাবরক্ষণে ব্যবহৃত পন্থাসমূহের যথার্থতা এবং ব্যবস্থাপনা কর্তৃক নির্ধারণকৃত আনুমানিকতার যৌক্তিক অংশসমূহ নিশ্চিত করা হয় এবং আর্থিক প্রতিবেদনের প্রকাশনার মানদণ্ড বিচার করা হয়।

আমাদের বিশ্বাস, এই নিরীক্ষার ওপর আমাদের মতামত প্রকাশের জন্য আমরা যথেষ্ট ও যথার্থ তথ্যাদি অর্জন করেছি।

মতামত

আমাদের মতে, বাংলাদেশ ফাইন্যান্সিয়াল রিপোর্টিং স্ট্যান্ডার্ডস (বিএফআরএস) অনুযায়ী তৈরি আর্থিক বিবরণীসমূহ ৩১ ডিসেম্বর, ২০১৫ তারিখে কোম্পানির আর্থিক অবস্থান ও সেই তারিখে সমাপ্ত বছরের কর্মকাণ্ডের ফলাফল ও নগদ অর্থ প্রবাহের সত্য ও যথার্থ চিত্র প্রদান করে এবং কোম্পানি আইন ১৯৯৪, সিকিউরিটিজ অ্যান্ড এক্সচেঞ্জ রুলস ১৯৮৭ এবং অন্যান্য আইন ও বিধানের সাথে সঙ্গতি রাখে।

আমরা আরও উল্লেখ করছি যে-

- ক) আমাদের জানা মতে এই নিরীক্ষাকার্যের জন্য যাবতীয় তথ্যাদি ও ব্যাখ্যাসমূহ আমরা পেয়েছি এবং যথাযথভাবে যাচাই করেছি।
- খ) আমাদের অভিমত ও পরীক্ষণ অনুযায়ী, কোম্পানি হিসাবরক্ষণের জন্য আইন অনুযায়ী যথাযথ বই সংরক্ষণ করা হয়ে থাকে।
- গ) কোম্পানির আর্থিক অবস্থার বিবরণী এবং সম্মিলিত আয়ের বিবরণী হিসাবরক্ষণ বইয়ের সাথে সঙ্গতিপূর্ণ এবং
- ঘ) যাবতীয় ব্যয় সংঘটিত হয়েছে কোম্পানির ব্যবসায়িক উদ্দেশ্যে।

রহমান রহমান হক

নিরীক্ষক

ঢাকা, ২২ ফেব্রুয়ারি ২০১৬

ব্রিটিশ আমেরিকান টোব্যাকো বাংলাদেশ কোম্পানি লিমিটেড
আর্থিক অবস্থার বিবরণী

টাকা '০০০	টাকা	৩১ ডিসেম্বর ২০১৫	৩১ ডিসেম্বর ২০১৪
সম্পদ			
সম্পত্তি, কারখানা এবং যন্ত্রপাতি	৫	১৩,৬৬৫,০১৫	১২,০১৮,৫৭৬
স্থায়ী সম্পদ:		১৩,৬৬৫,০১৫	১২,০১৮,৫৭৬
মজুদ	৬	৮,৫৫৩,৩৭৭	৯,০৯৮,১৯৭
বাণিজ্য ও অন্যান্য প্রাপ্য	৭	৯৪০,৭৫৮	১,১৫৩,৫৭১
অগ্রিম, জমা ও অগ্রিম পরিশোধ	৮	৪,০৭৪,৬৭৯	৩,০৬৪,৩৭০
নগদ অর্থ ও সমতুল্য	৯	২,৩৫৭,০০২	১,৭৪০,৩০২
মোট চলতি সম্পদ		১৫,৯২৫,৮১৬	১৫,০৫৬,৪৪৩
মোট সম্পদ		২৯,৫৯০,৮৩১	২৭,০৭৫,০১৯
মালিকানা স্বত্ব			
শেয়ার মূলধন	১০	৬০০,০০০	৬০০,০০০
সংরক্ষিত মূলধন তহবিল	১১	৬৪,৮৯৬	৬৪,৮৯৬
সংরক্ষিত মুনাফা তহবিল	১২	১৩,৯৪৪,৬২০	১০,৭৯৮,৬১৫
কোম্পানির স্বত্বাধীকারী ওপর আরোপিত মালিকানা স্বত্ব:		১৪,৬০৯,৫১৯	১১,৪৬৩,৫১১
দায়:			
গ্র্যাচুইটি	১৩	৪৬১,২৩০	৩৬৮,১১০
বিলম্বিত কর দায়	১৪	২,০৬৯,৭৯৬	১,১৪০,৫৬২
মোট অ-চলতি দায়		২,৫৩১,০২৬	১,৫০৮,৬৭২
ব্যাংক জমাতিরিক্ত		-	৩৪৭,৬১০
স্বল্প মেয়াদি ব্যাংক লোন		-	২,৮০০,০০০
ব্যবসা ও অন্যান্য দায়	১৫	৭,৮৪২,৭২৬	৭,১৫২,১৬৬
চলতি আয়কর এর দায়	১৬	৩,৫০০,৩৭৯	২,৭২৯,৯১৪
সংরক্ষিত ব্যয়	১৭	১,১০৭,১৮১	১,০৭৩,১৪৬
মোট চলতি দায়		১২,৪১০,২৮৬	১৪,১০২,৮৩৬
মোট দায়		১৪,৯৮১,৩১২	১৫,৬১১,৫০৮
মোট মালিকানা স্বত্ব ও দায়		২৯,৫৯০,৮৩১	২৭,০৭৫,০১৯

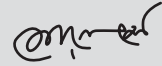
সংযোজিত ১-৪০ টাকাসমূহ এই হিসাবের অবিচ্ছেদ্য অংশ।



গোলাম মইন উদ্দিন
চেয়ারম্যান



শেহজাদ মুনিম
ব্যবস্থাপনা পরিচালক



মোঃ মোশাররফ হোসেন ভূঁইয়া এন ডি সি
পরিচালক



উইলিয়াম ফ্রান্সিস পেগেল
অর্থ পরিচালক



মোঃ আজিজুর রহমান এফ সি এস
কোম্পানি সচিব



রহমান রহমান হক
চার্টার্ড একাউন্ট্যান্ট

আমাদের একই তারিখের প্রতিবেদন অনুযায়ী প্রস্তুতকৃত।
ঢাকা, ২২ ফেব্রুয়ারি ২০১৬

ব্রিটিশ আমেরিকান টোব্যাকো বাংলাদেশ কোম্পানি লিমিটেড

লাভ ও ক্ষতি এবং অন্যান্য সম্মিলিত আয়ের বিবরণী

টাকা '০০০	টাকা	৩১ ডিসেম্বর তারিখে সমাপ্ত বছরের জন্য	
		২০১৫	২০১৪
বিক্রয়লব্ধ অর্থ		১৪৩,৭১১,৬৬৪	১২৬,৭২৫,৪৯৯
শুল্ক ও মূল্য সংযোজন কর		(১০৩,৮১৬,৭৭০)	(৯১,১৬৩,৫১২)
নেট বিক্রয়লব্ধ অর্থ	১৮	৩৯,৮৯৪,৮৯৪	৩৫,৫৬১,৯৮৭
বিক্রয় সংক্রান্ত ব্যয়	১৯	(২১,২১২,৫১১)	(১৯,৭৯৪,০৩০)
নেট মুনাফা		১৮,৬৮২,৩৮৩	১৫,৭৬৭,৯৫৭
পরিচালন ব্যয়	২০	(৫,৪৮১,৮৫৬)	(৪,২৩২,৭৫৪)
পরিচালন মুনাফা		১৩,২০০,৫২৭	১১,৫৩৫,২০৩
নেট আর্থিক আয়/ (ব্যয়)	২১	(১২২,৮২৮)	(১৫৭,৮০৭)
অ-পরিচালন আয়/ (ব্যয়)	২২	৩৭,৬৮০	৬০,৭৯০
শ্রমিকের অংশগ্রহণ তহবিল পূর্ব মুনাফা		১৩,১১৫,৩৭৯	১১,৪৩৮,১৮৬
শ্রমিকের অংশগ্রহণ তহবিল		(৬৫৫,৭৬৭)	(৫৭১,৯০৯)
আয়কর পূর্ব মুনাফা		১২,৪৫৯,৬১২	১০,৮৬৬,২৭৭
আয়কর সংক্রান্ত ব্যয়	২৩	(৬,৫৮৫,৫৩৮)	(৪,৫৮৪,৩৫৫)
বছরের নেট মুনাফা		৫,৮৭৪,০৭৪	৬,২৮১,৯২২
অন্যান্য সম্মিলিত আয়	২৪	(২৮,০৬৬)	-
সর্বমোট সম্মিলিত বাৎসরিক আয়		৫,৮৪৬,০০৮	৬,২৮১,৯২২
		টাকা	টাকা
শেয়ার প্রতি আয়		৯৭.৪৩	১০৪.৭০

সংযোজিত ১-৪০ টীকাসমূহ এই হিসাবের অবিচ্ছেদ্য অংশ।




গোলাম হোসেন উদ্দিন
চেয়ারম্যান



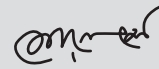
উইলিয়াম হোসেন পেগেল
অর্থ পরিচালক



শেহজাদ মুনিম
ব্যবস্থাপনা পরিচালক



মোঃ আজিজুর রহমান
কোম্পানি সচিব



মোঃ মোশাররফ হোসেন ভূঁইয়া এন ডি সি
পরিচালক



রহমান রহমান হক
চার্টার্ড একাউন্ট্যান্ট

আমাদের একই তারিখের প্রতিবেদন অনুযায়ী প্রস্তুতকৃত।
টাকা, ২২ ফেব্রুয়ারি ২০১৬

ব্রিটিশ আমেরিকান টোব্যাকো বাংলাদেশ কোম্পানি লিমিটেড
মালিকানা স্বত্বের পরিবর্তন বিবরণী

টাকা '০০০	শেয়ার মূলধন	সংরক্ষিত মূলধন তহবিল	সংরক্ষিত মুনাফা তহবিল	মোট
১ জানুয়ারি ২০১৫ সালের ব্যালেন্স	৬০০,০০০	৬৪,৮৯৬	১০,৭৯৮,৬১৫	১১,৪৬৩,৫১১
সম্মিলিত বাৎসরিক আয় ২০১৫	-	-	৫,৮৭৪,০৭৪	৫,৮৭৪,০৭৪
অন্যান্য সম্মিলিত আয়	-	-	(২৮,০৬৬)	(২৮,০৬৬)
সর্বমোট সম্মিলিত বাৎসরিক আয়	-	-	৫,৮৪৬,০০৮	৫,৮৪৬,০০৮
পরিশোধকৃত লভ্যাংশ				
চূড়ান্ত লভ্যাংশ ২০১৪	-	-	(২,৭০০,০০০)	(২,৭০০,০০০)
অন্তর্বর্তীকালীন লভ্যাংশ ২০১৫	-	-	-	-
৩১ ডিসেম্বর ২০১৫ সালের ব্যালেন্স	৬০০,০০০	৬৪,৮৯৬	১৩,৯৪৪,৬২০	১৪,৬০৯,৫১৬
১ জানুয়ারি ২০১৪ সালের ব্যালেন্স	৬০০,০০০	৬৪,৮৯৬	৮,২৩৬,৬৯৪	৮,৯০১,৫৯০
সম্মিলিত বাৎসরিক আয় ২০১৪	-	-	৬,২৮১,৯২২	৬,২৮১,৯২২
অন্যান্য সম্মিলিত আয়	-	-	-	-
সর্বমোট সম্মিলিত বাৎসরিক আয়	-	-	৬,২৮১,৯২২	৬,২৮১,৯২২
পরিশোধকৃত লভ্যাংশ				
চূড়ান্ত লভ্যাংশ ২০১৩	-	-	(৩,১২০,০০০)	(৩,১২০,০০০)
অন্তর্বর্তীকালীন লভ্যাংশ ২০১৪	-	-	(৬০০,০০০)	(৬০০,০০০)
৩১ ডিসেম্বর ২০১৪ সালের ব্যালেন্স	৬০০,০০০	৬৪,৮৯৬	১০,৭৯৮,৬১৫	১১,৪৬৩,৫১১

সংযোজিত ১-৪০ টীকাসমূহ এই হিসাবের অবিচ্ছেদ্য অংশ।

ব্রিটিশ আমেরিকান টোব্যাকো বাংলাদেশ কোম্পানি লিমিটেড
নগদ অর্থ প্রবাহের বিবরণী

টাকা '০০০	৩১ ডিসেম্বর তারিখে সমাপ্ত বছরের জন্য	
	২০১৫	২০১৪
পরিচালনা কার্যক্রম থেকে নগদ অর্থ প্রবাহ:		
পরিবেশক, তামাক রপ্তানি এবং অন্যান্য আয় থেকে লব্ধ	১৪০,৯২৪,৪৭৮	১২৫,৮০৮,৭০২
মূল্য এবং খরচাদি পরিশোধ	(২৭,৫৮২,৬০১)	(২৪,১৭১,৬০৫)
সম্পূরক শুল্ক এবং মূল্য সংযোজন কর প্রদান	(১০২,২৪৯,৮৫৯)	(৯২,৮৫০,৬৪৫)
পরিচালনা কার্যক্রম থেকে প্রাপ্ত নগদ অর্থ	১৪,০৯১,৯৮৮	৮,৭৮৬,৪২২
পরিশোধকৃত আয়কর	(৪,৮৬২,৮৭৫)	(৩,৮৬৪,৫০৯)
পরিশোধকৃত সুদ	(১২৮,০৯৪)	(১৫৭,৩৪৬)
পরিচালনা কার্যক্রম থেকে নগদ অর্থ	৯,১০০,৭১৯	৪,৭৬৪,৫৬৭
বিনিয়োগ কার্যক্রম থেকে নগদ অর্থ প্রবাহ:		
সম্পত্তি, কারখানা ও যন্ত্রপাতি ক্রয়	(২,৬৯১,৩৪৩)	(৪,৪০৬,২৫৩)
সম্পত্তি, কারখানা ও যন্ত্রপাতি বিক্রয়লব্ধ আয়	৪৮,৬৯০	৩৩,৮০৬
বিনিয়োগ কার্যক্রমে নগদ অর্থের ব্যবহার	(২,৬৪২,৬৫৩)	(৪,৩৭২,৪৪৭)
আর্থিক কার্যক্রম থেকে নগদ অর্থ প্রবাহ:		
স্বল্প মেয়াদি ব্যাংক লোন প্রাপ্তি	-	২,৮০০,০০০
স্বল্প মেয়াদি ব্যাংক লোন পরিশোধ	(২,৮০০,০০০)	-
পরিশোধকৃত লভ্যাংশ	(২,৬৯৩,৭৫৬)	(৩,৭১৭,৫২৪)
আর্থিক কার্যক্রমে নগদ অর্থের ব্যবহার	(৫,৪৯৩,৭৫৬)	(৯১৭,৫২৪)
বছরের নেট নগদ অর্থ ও অর্থসদৃশ সম্পদের বৃদ্ধি/(হ্রাস)	৯৬৪,৩১০	(৫২৫,৪৩৪)
বছরের প্রারম্ভিক নগদ অর্থ ও অর্থসদৃশ সম্পদ	১,৩৯২,৬৯২	১,৯১৮,১২৬
বছরের সমাপনী নগদ অর্থ ও অর্থসদৃশ সম্পদ	২,৩৫৭,০০২	১,৩৯২,৬৯২
বছরের সমাপনী নগদ অর্থ ও অর্থসদৃশ সম্পদ নিম্ন লিখিত ভাবে উপনিত হয়েছে:		
নগদ ও ব্যাংক ব্যালেন্স	২,৩৫৭,০০২	১,৭৪০,৩০২
ব্যাংক জমাতিরিক্ত	-	(৩৪৭,৬১০)
	২,৩৫৭,০০২	১,৩৯২,৬৯২

সংযোজিত ১-৪০ টীকাসমূহ এই হিসাবের অবিচ্ছেদ্য অংশ।

ব্রিটিশ আমেরিকান টোব্যাকো বাংলাদেশ কোম্পানি লিমিটেড

হিসাব সংক্রান্ত টীকা, ডিসেম্বর ৩১, ২০১৫ তারিখে সমাপ্ত বছরের জন্য

১. প্রতিষ্ঠানের আইনগত রূপ এবং ব্যবসার ধরন

১.১ কোম্পানি প্রোফাইল

ব্রিটিশ আমেরিকান টোব্যাকো বাংলাদেশ কোম্পানি লিমিটেড (দি কোম্পানি) একটি পাবলিক লিমিটেড কোম্পানি যা বাংলাদেশে নিবন্ধিত এবং এর শেয়ার ঢাকা ও চট্টগ্রাম স্টক এক্সচেঞ্জসমূহে তালিকাভুক্ত। কোম্পানির রেজিস্ট্রিকৃত কার্যালয় হচ্ছে নিউ ডিওএইচএস রোড, মহাখালী, ঢাকা-১২০৬, বাংলাদেশ।

১.২ ব্যবসার ধরন

এই কোম্পানি বিভিন্ন আন্তর্জাতিক এবং স্থানীয় সিগারেট ব্র্যান্ড যেমন: বেনসন অ্যান্ড হেজেস, জন প্লেয়ার গোল্ড লিফ, পাল মাল, ক্যাপস্টান, স্টার, ডার্বি, পাইলট এবং হলিউড সিগারেট উৎপাদন এবং বাজারজাত করে থাকে।

কোম্পানির প্রধান কার্যালয় এবং সিগারেট তৈরির কারখানা ঢাকায় অবস্থিত, কুষ্টিয়াতে গ্রিনলিফ প্রেশিং প্ল্যান্ট, মানিকগঞ্জে গ্রিনলিফ রিড্রাইং প্ল্যান্ট এবং দেশজুড়ে বেশ কয়েকটি লিফ এবং সেল্‌স অফিস রয়েছে।

২. প্রস্তুতকরণের ভিত্তি

২.১ হিসাবরক্ষণের কাঠামো/সঙ্গতি

এই আর্থিক প্রতিবেদনটি বাংলাদেশ ফাইন্যান্সিয়াল রিপোর্টিং স্ট্যান্ডার্ডস (বিএফআরএস), কোম্পানি অ্যাক্ট ১৯৯৪, বাংলাদেশ সিকিউরিটিজ অ্যান্ড এক্সচেঞ্জ রুলস ১৯৮৭ এবং অন্যান্য আইন ও বিধানের সাথে সঙ্গতি বজায় রেখে প্রস্তুত করা হয়েছে। বাংলাদেশ সিকিউরিটিজ অ্যান্ড এক্সচেঞ্জ রুলস ১৯৮৭ তে নির্দেশিত বিধি অনুযায়ী পরিচালনা কর্মকাণ্ডের নগদ অর্থ প্রবাহের হিসাব করা হয়েছে।

২.২ অনুমোদন

পরিচালনা পর্ষদ কর্তৃক এই আর্থিক বিবরণীসমূহ ২২ ফেব্রুয়ারি, ২০১৬ তারিখে অনুমোদিত।

২.৩ রিপোর্টিং এর সময়

কোম্পানির আর্থিক হিসাব ১ জানুয়ারি থেকে ৩১ ডিসেম্বর তারিখ পর্যন্ত এক বছর হিসেবে প্রতিবেদন দেওয়া হয় এবং ধারাবাহিকতা অনুসরণ করা হয় কোম্পানির অ্যাকাউন্টিং নীতির বিবরণ এবং পরিবর্তন সমূহের বিস্তারিত বিবরণ নোট ৩৮, ৩৯ এবং ৪০ এর মধ্যে অন্তর্ভুক্ত করা হয়েছে।

৩ বিবরণীর আর্থিক মূল্যায়নের একক

এই আর্থিক বিবরণীটি বাংলাদেশী টাকার মানদণ্ডে হিসাব করা হয়েছে। আর্থিক বিবরণীতে প্রদর্শিত সকল অর্থমূল্যতা দশমিক যুক্ত সংখ্যার ক্ষেত্রে নিকটবর্তী পূর্ণ সংখ্যা ব্যবহার করা হয়েছে।

৪ অনুমিতির ব্যবহার এবং মূল্যায়ন

বিএফআরএস অনুসারে এই আর্থিক বিবরণী প্রস্তুতিতে হিসাবরক্ষণ নীতিতে দায়, আয় এবং খরচের ব্যবহারিক নীতির মূল্যায়ন, হিসাব এবং অনুমিতির আশ্রয় নেয়া হয়েছে। বাস্তবিক হিসাব এসব নিরীক্ষিত হিসাব থেকে ভিন্ন হতে পারে।

এ সকল মূল হিসাব ও অনুমিতিগুলো একটি চলমান প্রক্রিয়ায় পুনঃপর্যবেক্ষণ করা যায়। হিসাবের অনুমিতিগুলো তখনই চিহ্নিত করা হয় যে সময়ে অনুমিতিগুলো পুনর্মূল্যায়ন করা হয়।

নির্দিষ্টভাবে, হিসাবরক্ষণ নীতি প্রয়োগে হিসাব সম্পর্কিত স্বীকৃত পরিমানের গুরুত্বপূর্ণ তথ্য এবং সিদ্ধান্তে সবচেয়ে উল্লেখযোগ্য প্রভাব এই আর্থিক বিবৃতির নিম্নলিখিত নোটে উল্লেখ করা হলো

নোট ৫- সম্পত্তি, কারখানা ও যন্ত্রপাতি

নোট ৬- মজুদ

নোট ১৩ - নীতি নির্ধারিত বেনিফিট পরিকল্পনা

নোট ১৪ - বিলম্বিত কর দায়

নোট ১৬ - চলতি কর দায়

নোট ১৭ - সংরক্ষণ ও সঞ্চিতি

নোট ৩৫ - ঘটনা সাপেক্ষ দায় এবং অঙ্গিকার

৫. সম্পত্তি, কারখানা ও যন্ত্রপাতি

লাঞ্ছনীয় ভবন	লাঞ্ছনীয় ভূমি	আসবাবপত্রাদি	আই. টি. সরঞ্জাম	ল্যাবরেটরি সরঞ্জাম	ইজারাধীন ভবন	অফিস সরঞ্জাম	কারখানা ও যন্ত্রাদি	যানবাহন	নির্মাণাধীন ভবন/স্থাপনা	সর্বমোট
টাকা '০০০										
খরচ										
১ জানুয়ারি ২০১৪ তারিখের ব্যালেন্স	৬৯৭,২৫১	৩৪৩,৬৮৫	৩১১,০৮৯	১৭৪,৭৫২	৩৭৬,০৭১	১৯৯,৭৭৪	৭,৪৪৬,৫১৭	৬০৪,০৭৯	২,৮৪১,৫৫৩	১০,৬৫৫,৯৮২
সংযোজন	১০,৯৮৭	-	৬৭,০৯৫	৫,৭৭৫	-	৩০,০৯৭	২,৩৬৮,৫১২	২৭৭,১৫৬	৩,৯২৭,৬৭৫	৬,৬৯৪,৪৮৯
বিক্রি/সাময়	(৬,৯৯৭)	-	(১২,২৩৭)	-	(৯)	(১,২৭৭)	(১৯৪,৪৪২)	(৭২,০৭৭)	(২,২৮৮,২০৬)	(২,৫৯৩,১৫২)
৩১ ডিসেম্বর ২০১৪ তারিখের ব্যালেন্স	৭০১,২৪১	৩৪৩,৬৮৫	৩২৬,৯৫৫	১৮০,৫২৭	৩৭৬,০৬২	২০৮,৫৭০	১০,০২০,২০৭	৮২৯,১৫৫	৪,৪৭১,০০২	১৭,৭৫৭,৩১৯
১ জানুয়ারি ২০১৫ তারিখের ব্যালেন্স	৭০১,২৪১	৩৪৩,৬৮৫	৩২৬,৯৫৫	১৮০,৫২৭	৩৭৬,০৬২	২০৮,৫৭০	১০,০২০,২০৭	৮২৯,১৫৫	৪,৪৭১,০০২	১৭,৭৫৭,৩১৯
সংযোজন	১১,২৫৩	৩২,১৭৫	২৪,৭৫২	৪৪,৭৪৫	২৪০,৯৫৬	৮৯,৭৪৫	৪,২২৭,৫৭১	১৭২,১৫৫	১,৮৭০,৬৫৬	৬,৭৪৩,৭৭৭
বিক্রি/সাময়	(৭৮,৮৭২)	(৭৬,২৩৬)	(৩৬,৩০৭)	(১৬,৫০৭)	(৩২,৭১৯)	(১,২৭৭)	(২,৯৪,৪৪২)	(১০০,০০২)	(৪,৪৪৪,৪৪৪)	(৪,৪৪৪,৪৪৪)
৩১ ডিসেম্বর ২০১৫ তারিখের ব্যালেন্স	৬২৩,৬১২	৩৭৫,৬২৪	২৬৬,৪০২	২০৮,৭৬৫	৫৯৩,২৯৯	২০৬,০২৮	১১,৪৯৩,২৩৬	৮০১,২৫৫	২,২২৬,২১৪	২০,০০১,৭৭৭
সঞ্চিত অবচয়										
১ জানুয়ারি ২০১৪ তারিখের ব্যালেন্স	১০০,৬৮১	-	১৫৬,৩৪৮	৮১,১৫০	১০১,৬৬০	৯০,৯৭০	৪,৮৭২,৫১৭	৩৫১,২২৭	-	৫,১২২,৫১৭
চলতি বছরে অবচয় মূল্য	১৫,৩০০	-	৬৫,৬০০	২৯,৪৭৬	৩০,১৭১	৩৫,৭৪৫	৩,৭২৭,৬৭১	১৪৫,৬৭১	-	৯৪৫,০১৭
বিক্রি/স্থানান্তর সময়	(৩৭৫)	-	(৯৯১)	-	(৯)	(১,২৭৭)	(২,৯৪,৪৪২)	(৭২,০৭৭)	-	(৩৫২,০৯০)
৩১ ডিসেম্বর ২০১৪ তারিখের ব্যালেন্স	১৪৫,৬০৬	-	২২০,৯৬০	১১০,৬২৬	১৩১,৮১০	১২৪,৪৬৫	৫,৯৫৫,১৪৬	৪২৪,৮১১	-	১১,৭০৭,৭১৭
১ জানুয়ারি ২০১৫ তারিখের ব্যালেন্স	১৪৫,৬০৬	-	২২০,৯৬০	১১০,৬২৬	১৩১,৮১০	১২৪,৪৬৫	৫,৯৫৫,১৪৬	৪২৪,৮১১	-	১১,৭০৭,৭১৭
চলতি বছরে অবচয় মূল্য	১৭,০২৩	-	২৫,৯২০	১২,৭৪৫	৯,২৯৮	৩৪,৫৬৭	৬৫৯,৬৪৭	১৫৫,১১৪	-	৯৬১,০৭৬
বিক্রি/স্থানান্তর সময়	(২১,৫৪০)	-	(৭০,২৩৭)	(১৬,৪৯৯)	(২০,৫৯৫)	(৩,৯৭৫)	(২,৯৪,৪৪২)	(১২৭,৪৬৫)	-	(৩৪৮,৬৪০)
৩১ ডিসেম্বর ২০১৫ তারিখের ব্যালেন্স	১৪১,০৮৯	-	১৭৬,৬৪৩	১০৬,৮৭২	১২১,৫১৩	১২০,৯৫৫	৬,৩৬৯,৩৭১	৪৫২,৪৬০	-	১১,৭০৭,৭১৭
চলমান পরিমান										
৩১ ডিসেম্বর ২০১৪	৫৫৫,৬০৫	৩৪৩,৬৮৫	৩১১,০৮৯	১৮০,৫২৭	৩৭৬,০৬২	২০৮,৫৭০	১০,০২০,২০৭	৮২৯,১৫৫	৪,৪৭১,০০২	১২,০১৮,৫৭৭
৩১ ডিসেম্বর ২০১৫	৪৯২,৪৩৩	৩৭৫,৬২৪	২৬৬,৪০২	২০৮,৭৬৫	৫৯৩,২৯৯	২০৬,০২৮	১১,৪৯৩,২৩৬	৮০১,২৫৫	২,২২৬,২১৪	১৩,৬৬৫,০১৭

৫.১ অবচয়ের বন্টন

টাকা '০০০	২০১৫	২০১৪
উৎপাদনের উপরি ব্যয়	৬২০,৭৮৩	৫৫৫,৬০৫
পরিচালনা ব্যয়	১৮৬,৯৫০	২০৮,৯৫০
তামাকের জন্য ব্যয়	১৫৩,৩৪২	১৫৩,৩৪২
	৯৬১,০৭৫	৯১৭,৯০৫

৬. মজুদ

টাকা '০০০	২০১৫	২০১৪
হাতে মজুদ	৮,০৮৫,৭০১	৮,৮০৬,৫১০
ট্রানজিডে মজুদ	৪৬৭,৬৭৬	২৬১,৬৮৪
	৮,৫৫৩,৩৭৭	৯,০৬৮,১৯৭
হাতে মজুদ		
তামাক পাতা	৫,০৯৩,৪৭৫	৪,৬০৯,০৯৪
মোড়ক সামগ্রী	৩৭৫,২৭০	৪৬৪,৪২৭
প্রক্রিয়াধীন কাজ	২৪,৫৩৪	৪০,০৭৮
উৎপাদিত পণ্য	২,১৪৭,৫২৯	৩,২১৮,৮৮৪
ভোগ্য মালামাল	৪৪৪,৮৯০	৫০৪,০৩০
	৮,০৮৫,৭০১	৮,৮০৬,৫১০
ট্রানজিডে মজুদ		
তামাক পাতা	১৩৪,৯২৯	৬৪,০০০
মোড়ক সামগ্রী	৩১৭,৯২২	১৬৬,৫৮৮
ভোগ্য মালামাল	১৪,৮২৫	৩১,০৯৬
	৪৬৭,৬৭৬	২৬১,৬৮৪

৭. বাণিজ্য এবং অন্যান্য প্রাপ্য

টাকা '০০০	২০১৫	২০১৪
ব্যবসায়িক আদায়যোগ্য	৮১৭,০১৭	১,১০৫,১৯৮
আন্তঃকোম্পানি আদায়যোগ্য	১১৩,০৯১	৩৩,৬০৯
অন্যান্য আদায়যোগ্য	১০,৬৫০	১৪,৭৬৪
	৯৪০,৭৫৮	১,১৫৩,৫৭১

উক্ত পাওনাগুলো জামানতবিহীন কিন্তু আদায়যোগ্য বলে বিবেচিত বিধায় উক্ত পাওনারবিপরীতে কোনো সঞ্চিতি রাখা হয়নি।

৮. অগ্রিম, জমা এবং অগ্রিম পরিশোধ

টাকা '০০০	২০১৫	২০১৪
অগ্রিম		
সরবরাহকারীদেরকে অগ্রিম প্রদান	৩,০১৬,৪৩৩	২,১২৭,৮৩৮
সম্পূরক শুল্ক ও মূল্য সংযোজন কর	৮৩৪,৬৭৩	৭৮১,৫৩৮
কর্মচারীদেরকে অগ্রিম প্রদান	১৭,৯১৯	২৩,২৫৪
	৩,৮৬৯,০২৫	২,৯৩২,৬৩০
জমা		
নিরাপত্তা জমা	৯৯,৫৯৮	১৯,৯৩৩
	৯৯,৫৯৮	১৯,৯৩৩
অগ্রিম পরিশোধ		
ইঞ্জুরেন্স	১০৬,০৫৬	১১১,৮১০
	১০৬,০৫৬	১১১,৮১০
	৪,০৭৪,৬৭৯	৩,০৬৪,৩৭৩

৯. নগদ অর্থ ও তার সমতুল্য

টাকা '০০০	২০১৫	২০১৪
নগদ অর্থ	৯৬৯	১,৯৩৮
ব্যাংকে জমা:	২,৩৫৬,০৩৩	১,৭৩৮,৩৬৪
লভ্যাংশ হিসাব	৪১,৭৮৭	৩৫,৫২৭
বৈদেশিক মুদ্রার হিসাব	৭৫৪,৭৯৮	৮১৮,২২৬
চলতি হিসাব	৬৫৯,৪৪৮	৮৮৪,৬১১
স্থায়ী জমা	৯০০,০০০	-
	২,৩৫৭,০০২	১,৭৪০,৩০২

৯.১ সীমাবদ্ধ নগদ অর্থ

লভ্যাংশ হিসাবের অর্থ শুধুমাত্র শেয়ার হোল্ডারদের লভ্যাংশ প্রদানের জন্য ব্যবহৃত হয়। লভ্যাংশ প্রদানের সময়ই এ হিসাবের অর্থ আদান প্রদান হয়।

৯.২ ব্যাংকিং সুবিধা ব্যবস্থা

ব্যাংকের মাধ্যমে টাকা ৮,৪৯৬ মিলিয়ন (২০১৪ : টাকা ৬,৪০০ মিলিয়ন) স্বল্প মেয়াদি চলতি তহবিল সংগ্রহের সুযোগ রয়েছে। ৩১শে ডিসেম্বর ২০১৫ তারিখ পর্যন্ত (২০১৪ : টাকা ৩,১৪৮ মিলিয়ন) কোন স্বল্প মেয়াদি চলতি তহবিল সুবিধা গ্রহণ করা হয়নি। স্বল্প মেয়াদি চলতি তহবিল সুবিধা প্রতি বছর নবায়ন করা হয়।

১০. শেয়ার মূলধন

টাকা	২০১৫	২০১৪
অনুমোদিত		
৬০,০০০,০০০ সাধারণ শেয়ার প্রতিটি ১০ টাকা মূল্যের	৬০০,০০০,০০০	৬০০,০০০,০০০
	৬০০,০০০,০০০	৬০০,০০০,০০০
ইস্যুকৃত, গৃহীত এবং পরিশোধিত:		
নগদে ইস্যুকৃত		
৩টি সাধারণ শেয়ার প্রতিটি ১০ টাকা মূল্যের	৩০	৩০
নগদ ব্যতীত ইস্যুর জন্য বিবেচিত		
৫৯,৯৯৯,৯৯৭টি সাধারণ শেয়ার প্রতিটি ১০ টাকা মূল্যের	৫৯৯,৯৯৯,৯৭০	৫৯৯,৯৯৯,৯৭০
	৬০০,০০০,০০০	৬০০,০০০,০০০

১০.১ শেয়ারহোল্ডিং অবস্থান

শেয়ার হোল্ডারদের নাম	২০১৫			২০১৪		
	শেয়ারের সংখ্যা	মূল্য	শতাংশ	শেয়ারের সংখ্যা	মূল্য	শতাংশ
রেলি ইনভেস্টমেন্ট কোং লিঃ ইউকে	৪৩,৭৪৫,৩৫৮	৪৩৭,৪৫৩,৫৮০	৭২.৯১%	৪৩,৭৪৫,৩৫৮	৪৩৭,৪৫৩,৫৮০	৭২.৯১%
ইনভেস্টমেন্ট কর্পোঃ অব বাংলাদেশ	৪,৫৯১,৭৪২	৪৫,৯১৭,৪২০	৭.৬৫%	৫,০০৫,৩৯২	৫০,৫৩৯,২১০	৮.৩৪%
সাধারণ বীমা কর্পোরেশন	১,৬৯৪,০৪৭	১৬,৯৪০,৪৭০	২.৮২%	১,৬৯৪,০৪৭	১৬,৯৪০,৪৭০	২.৮২%
বাংলাদেশ শিল্প ঋণ সংস্থা	১৯৭,৩৭৬	১,৯৭৩,৭৬০	০.৩৩%	১৯৭,৮৬৬	১,৯৭৮,৬৬০	০.৩৩%
বাংলাদেশ সরকার	৩৮৬,৮২৪	৩,৮৬৮,২৪০	০.৬৪%	৩৮৬,৮২৪	৩,৮৬৮,২৪০	০.৬৪%
অন্যান্য	৯,৩৮৪,৬৫৩	৯৩,৮৪৬,৫৩০	১৫.৬৪%	৮,৯৭০,৫১৩	৮৯,৭০৫,১৩০	১৪.৯৫%
	৬০,০০০,০০০	৬০০,০০০,০০০	১০০%	৬০,০০০,০০০	৬০০,০০০,০০০	১০০.০০%

১০.২ শেয়ার বণ্টনসূচি

লিস্টিং রুলের চাহিদা অনুযায়ী উল্লিখিত শেয়ারের বণ্টনসূচি ডিসেম্বর ৩১, ২০১৪ পর্যন্ত দেয়া হলো:

শেয়ার সংখ্যা	২০১৫			২০১৪		
	শেয়ার হোল্ডারের সংখ্যা	মোট শেয়ার সংখ্যা	শতকরা হার	শেয়ার হোল্ডারের সংখ্যা	মোট শেয়ার সংখ্যা	শতকরা হার
৫০১ এর কম শেয়ার	২,৫৪৫	১৮১,২৩৭	০.৩০%	২,৭০১	১৮৬,০০৬	০.৩১%
৫০১ থেকে ৫০০০ শেয়ার	২০৩	২৬১,২৮০	০.৪৪%	২১৫	২৭৩,৯৭৫	০.৪৬%
৫০০ থেকে ১০,০০০ শেয়ার	১৮	১২৯,২৮০	০.২২%	১৭	১১৫,৫৩৪	০.১৯%
১০,০০১ থেকে ২০,০০০ শেয়ার	১৭	২২৮,২০৬	০.৩৮%	১১	১৫৬,৩৭৮	০.২৬%
২০,০০১ থেকে ৩০,০০০ শেয়ার	৪	৯৮,৬৩৭	০.১৬%	১১	২৮৫,৪২৫	০.৪৮%
৩০,০০১ থেকে ৪০,০০০ শেয়ার	৬	২০৯,৪৪৬	০.৩৫%	১	৩৫,০০০	০.০৬%
৪০,০০১ থেকে ৫০,০০০ শেয়ার	৪	১৭৪,৪০২	০.২৯%	৫	২৩১,২৫০	০.৩৯%
৫০,০০১ থেকে ১০০,০০০ শেয়ার	৮	৫৭৬,০৯০	০.৯৬%	৯	৬৬২,৪৫০	১.১০%
১০০,০০১ থেকে ১,০০০,০০০ শেয়ার	১৪	৪,৩৭৫,৯৯৫	৭.২৯%	১৪	৪,৩৬০,৯৫৩	৭.২৭%
১,০০০,০০০ শেয়ারের বেশি	৬	৫৩,৭৬৫,৪২৭	৮৯.৬১%	৬	৫৩,৬৯৩,০২৯	৮৯.৪৯%
	২,৮২৫	৬০,০০০,০০০	১০০%	২,৯৯০	৬০,০০০,০০০	১০০.০০%

১১. সংরক্ষিত মূলধন তহবিল

সংরক্ষিত মূলধন তহবিল বলতে ৬৪,৮৯৬ হাজার টাকা অপত্যপূর্ণযোগ্য সংরক্ষিত তহবিলকে বোঝায় যা বাংলাদেশ ব্যাংক কর্তৃক সংজ্ঞায়িত এবং নির্দেশিত সম্পদ, কারখানা ও যন্ত্রপাতির ওপর ৯০% কর পরবর্তী লভ্যাংশ। ১৯৯৩ সাল থেকে উল্লিখিত সম্পদ, কারখানা ও যন্ত্রপাতির বিক্রয় থেকে লভ্যাংশের ওপর বিশেষ মজুদ তহবিল সৃষ্টির চাহিদা তুলে নেওয়া হয়েছে।

১২. সংরক্ষিত মুনাফা তহবিল

টাকা '০০০	২০১৫	২০১৪
প্রারম্ভিক জের	১০,৭৯৮,৬১৫	৮,২৩৬,৬৯৪
চলতি বছরের সম্মেলিত আয়:		
চলতি বছরের মুনাফা	৫,৮৭৪,০৭৪	৬,২৮১,৯২২
অন্যান্য সম্মিলিত আয়	(২৮,০৬৬)	-
	১৬,৬৪৪,৬২৩	১৪,৫১৮,৬১৬
চলতি বছরের লভ্যাংশ সমূহ:		
পূর্ববর্তী বছরের চূড়ান্ত লভ্যাংশ	(২,৭০০,০০০)	(৩,১২০,০০০)
চলতি বছরের অন্তর্বর্তীকালীন লভ্যাংশ	-	(৬০০,০০০)
সমাপনী জের	১৩,৯৪৪,৬২৩	১০,৭৯৮,৬১৫

১৩. নীট নির্ধারিত বেনিফিট পরিকল্পনা

টাকা' ০০০	২০১৫			২০১৪		
	গ্র্যাচুয়িটি তহবিল	পেনশন তহবিল	সর্বমোট	গ্র্যাচুয়িটি তহবিল	পেনশন তহবিল	সর্বমোট
নির্ধারিত বেনিফিটের বাধ্যবাধকতা (নোট ১৩.১)	(৪৪৮,৩২০)	(২২৬,৮১০)	(৬৭৫,১৩০)	(৩৬৮,১১০)	(২০১,৯৭০)	(৫৭০,০৮০)
পরিকল্পনা সম্পত্তি						
ন্যায্য মূল্য (নোট ১৩.২)	-	২১৩,৯০০	২১৩,৯০০	-	২০১,৯৭০	২০১,৯৭০
নীট উদ্বৃত্ত/ (ঘাটতি)	(৪৪৮,৩২০)	(১২,৯১০)	(৪৬১,২৩০)	(৩৬৮,১১০)	-	(৩৬৮,১১০)

১৩.১ নির্ধারিত বেনিফিটের বাধ্যবাধকতা গতিবিধি

টাকা' ০০০	গ্র্যাচুয়িটি তহবিল	পেনশন তহবিল	সর্বমোট
নির্ধারিত বেনিফিটের বাধ্যবাধকতা (প্রারম্ভিক)	৩৬৮,১১০	২০১,৯৭০	৫৭০,০৮০
চলতি সেবা ব্যয়	৪০,৬০০	৮,৯২০	৪৯,৫২০
সুদের ব্যয়	৩৫,৭৩০	২০,৬০০	৫৬,৩৩০
তহবিল হতে সুবিধা প্রদান	-	(১১,৫৯০)	(১১,৫৯০)
কোম্পানি হতে সুবিধা প্রদান	(৩৪,২০০)	-	(৩৪,২০০)
এ্যাকচুরিয়াল (লাভ)/ক্ষতি	৩৮,০৮০	৬,৯১০	৪৪,৯৯০
নির্ধারিত বেনিফিটের বাধ্যবাধকতা (সমাপনী)	৪৪৮,৩২০	২২৬,৮১০	৬৭৫,১৩০

১৩.২ পরিকল্পনা সম্পত্তি ন্যায্য মূল্যের গতিবিধি

টাকা' ০০০	গ্র্যাচুয়িটি তহবিল	পেনশন তহবিল	সর্বমোট
পরিকল্পনা সম্পত্তি ন্যায্য মূল্য (প্রারম্ভিক)	-	২০১,৯৭০	২০১,৯৭০
কর্মচারীদের চাঁদা	-	৮,৫১০	৮,৫১০
পরিকল্পনা সম্পত্তির প্রত্যাশিত রিটার্ন	-	২১,০৫০	২১,০৫০
পরিকল্পনা অনুযায়ী সুবিধা প্রদান	-	(১১,৫৯০)	(১১,৫৯০)
এ্যাকচুরিয়াল (লাভ)/ক্ষতি	-	(৬,০৪০)	(৬,০৪০)
পরিকল্পনা সম্পত্তি ন্যায্য মূল্য (সমাপনী)	-	২১৩,৯০০	২১৩,৯০০

১৩.৩ লাভ/ক্ষতি হিসাবে পরিকল্পিত নির্ধারিত বেনিফিট এবং অন্যান্য সম্মিলিত আয়

	গ্র্যাচুয়িটি তহবিল	পেনশন তহবিল	সর্বমোট
লাভ/ক্ষতি			
চলতি সেবা ব্যয়	৪০,৬০০	৮,৯২০	৪৯,৫২০
নির্ধারিত বেনিফিট বাধ্যবাধকতার বকেয়া সুদ	৩৫,৭৩০	২০,৬০০	৫৬,৩৩০
পরিকল্পনা সম্পত্তির প্রত্যাশিত রিটার্ন	-	(২১,০৫০)	(২১,০৫০)
পেনশন প্লানের জন্য নীট আর্থিক খরচ (আয়)	৩৫,৭৩০	(৪৫০)	৩৫,২৮০
	৭৬,৩৩০	৮,৪৭০	৮৪,৮০০
অন্যান্য সম্মিলিত আয়			
মালিকানাভুক্ত সরাসরি স্বীকৃত এ্যাকচুরিয়াল (লাভ)/ ক্ষতি	৩৮,০৮০	১২,৯৫০	৫১,০৩০
	৩৮,০৮০	১২,৯৫০	৫১,০৩০

১৩.৪ এ্যাকচ্যুরিয়াল অনুমান সমূহ

প্রতিবেদনের তারিখের প্রধান এ্যাকচ্যুরিয়াল অনুমান সমূহ নিম্ন রূপ	গ্র্যাচুইটি তহবিল	পেনশন তহবিল
কমিশনের হার	৯%	৯%
বেতনের ক্রম বৃদ্ধির হার	১১%	১১%

১৪. বিলম্বিত করের দায়

ডিসেম্বর ৩১, ২০১৫

টাকা '০০০	প্রতিবেদনের	করার ভিত্তি	করারোপ যোগ্য/ কর্তন
	তারিখে চলমান		যোগ্য অস্থায়ি
	পরিমাণ		পার্শ্বিক্য
এ ইউ সি ও জমি ব্যতিত সম্পত্তি কারখানা এবং যন্ত্রপাতি	১০,৭০৮,৩৫৩	৫,৫৬৫,৪২৯	৫,১৪২,৯২৪
মজুদের সঞ্চিতি	(৮২,১৪২)	-	(৮২,১৪২)
গ্র্যাচুইটির সঞ্চিতি	(৪৬১,২০৫)	-	(৪৬১,২০৫)
নীট করারোপ যোগ্য ব্যবধান			৪,৫৯৯,৫৪৭
প্রযোজ্য করের হার			৪৫%
বিলম্বিত করের হার			২,০৬৯,৭৯৬

ডিসেম্বর ৩১, ২০১৪

টাকা '০০০	প্রতিবেদনের	করার ভিত্তি	করারোপ যোগ্য/ কর্তন
	তারিখে চলমান		যোগ্য অস্থায়ি
	পরিমাণ		পার্শ্বিক্য
এ ইউ সি ও জমি ব্যতিত সম্পত্তি কারখানা এবং যন্ত্রপাতি	৬,৯৪৫,৯৭২	৩,৬৩৯,৯৬৮	৩,৩০৬,০০৪
মজুদের সঞ্চিতি	(৮৬,৪৮৩)	-	(৮৬,৪৮৩)
গ্র্যাচুইটির সঞ্চিতি	(৩৬৮,১১২)	-	(৩৬৮,১১২)
নীট করারোপ যোগ্য ব্যবধান			২,৮৫১,৪০৯
প্রযোজ্য করের হার			৪০%
বিলম্বিত করের হার			১,১৪০,৫৬২

১৪.১ বিলম্বিত করের (খরচ)/ আয়

টাকা '০০০	২০১৫	২০১৪
বছরের শুরুতে বিলম্বিত করের দায়	১,১৪০,৫৬২	৮৮৩,৩৭৭
বছরের শেষে বিলম্বিত করের দায়	২,০৬৯,৭৯৬	১,১৪০,৫৬২
	(৯২৯,২৩৪)	(২৫৭,১৮৫)
মালিকানাভুক্ত সরাসরি স্বীকৃত বিলম্বিত করের আরোপ যোগ্য এ্যাকচ্যুরিয়াল ক্ষতি	(২২,৯৬৪)	-
মুনাফায় সরাসরি স্বীকৃত বিলম্বিত করের (খরচ)/ আয়	(৯৫২,১৯৮)	(২৫৭,১৮৫)

১৫. ব্যবসা ও অন্যান্য দায়

টাকা '০০০	২০১৫	২০১৪
বাণিজ্যিক প্রদেয়	৩,৪০৫,৯৩৩	৩,৩৮৮,৪৫২
আন্তঃকোম্পানি প্রদেয়	৩২,৫৭,৮১১	২,২১৯,৮৭০
মুনাফায় শ্রমিকদের অংশীদারিত্ব তহবিল	১০,৭৬৭	১১,৯১১
মজুরি এবং অন্যান্য সুবিধা	৩২৩,৬০৮	২২২,০৯১
অদাবীকৃত লভ্যাংশ (টাকা ২৬)	৪১,৭৭১	৩৫,৫২৭
বিবিধ প্রদেয়	৮০২,৮৩৬	১,২৭৪,৩১২
	৭,৮৪২,৭২৬	৭,১৫২,১৬৬

১৬. চলতি আয়কর দায়

টাকা '০০০	২০১৫	২০১৪
প্রারম্ভিক জের	২,৭২৯,৯১৪	২,২৬৭,২৮০
চলতি বছরের সংরক্ষণ	৫,৬৩৩,৩৪০	৪,৩২৭,১৭০
	৮,৩৬৩,২৫৪	৬,৫৯৪,৪৫০
অগ্রিম করপোর্টেট কর পরিশোধ	(৪,৮৬২,৮৭৫)	(৩,৮৬৪,৫৩৯)
সমাপনী জের	৩,৫০০,৩৭৯	২,৭২৯,৯১৪

১৭. সংরক্ষণ ও সঞ্চিতি

টাকা '০০০	২০১৫	২০১৪
সংরক্ষিত ব্যয়	২৩৫,৫০৪	২৪৯,৫৫৫
ব্যয় সঞ্চিতি	৮৭১,৬৭৭	৬৭৮,৮৭২
মূল্য সংযোজন কর ও শুল্ক সম্পর্কিত সঞ্চিতি	-	১৪৪,৭১৯
	১,১০৭,১৮১	১,০৭৩,১৪৬

১৮. নীট বিক্রয়লব্ধ অর্থ

টাকা '০০০			২০১৫	২০১৪
	একক	পরিমাণ		
মোট বিক্রয় লব্ধ অর্থ	মিলিয়ন স্টিক	৪২,৫৪১	১৪১,৬৩৮,৫৯৩	১২৪,০০৩,১৮৬
সম্পূরক শুল্ক এবং মূল্য সংযোজন কর			(১০৩,৬১৪,২১৬)	(৯০,৮৮৪,৭৫২)
			৩৮,০২৪,৩৭৭	৩৩,১১৮,৪৩৪
তামাক পাতা রপ্তানি থেকে আয়	মিলিয়ন কেজি	৯৯০৭	২০৭৩০৭১	২,৭২২,৩১০
রপ্তানি কর			(২০২,৫৫৪)	(২৭৮,৭৬০)
			১,৮৭০,৫১৭	২,৪৪৩,৫৫০
নীট বিক্রয়লব্ধ অর্থ			৩৯,৮৯৪,৮৯৪	৩৫,৫৬১,৯৮৭

১৯. বিক্রয় সংক্রান্ত ব্যয়

টাকা '০০০	২০১৫	২০১৪
প্রারম্ভিক কাঁচামাল মজুদ	৫,৩৫৫,৭৯৯	৪,৬৫৬,৮৮৪
কাঁচামাল ক্রয়	১৬,৯৪৬,৭৪৭	১৬,০৪৫,৩৫৪
কাঁচামালের সহজলভ্যতা	২২,৩০২,৫৪৬	২০,৭০২,২৩৮
সমাপনী কাঁচামাল মজুদ	(৫,৯৬৪,২৫৪)	(৫,৩৫৫,৭৯৯)
ব্যবহৃত কাঁচামাল	১৬,৩৩৮,২৯২	১৫,৩৪৬,৪৩৯
উৎপাদন উপরি ব্যয় (টাকা ১৯.১)	৪,৬৫২,৫৮২	৪,০১৫,৩২৩
পন্য উৎপাদনের সর্বমোট খরচ	২০,৯৯০,৮৭৪	১৯,৩৬১,৭৬২
প্রারম্ভিক তৈরীকৃত পণ্য মজুদ	৬৮৮,২৩৮	৬৬১,২২৬
সমাপনী তৈরীকৃত পণ্য মজুদ	(৯২৪,০০৯)	(৬৮৮,২৩৮)
রয়্যালটি বাদে বিক্রয় লব্ধ পণ্যের খরচ	২০,৭৫৫,১০৩	১৯,৩৩৪,৭৫০
রয়্যালটি	৪৫৭,৪০৮	৪৫৯,২৮০
সর্বমোট বিক্রয় সংক্রান্ত ব্যয়	২১,২১২,৫১১	১৯,৭৯৪,০৩০

১৯.১ উৎপাদন উপরি ব্যয়

টাকা '০০০	২০১৫	২০১৪
বেতন ও মজুরী	১,১৩৪,৫৩৭	১,০৩১,৪৫০
অবচয়	৬২০,৭৮৩	৫৫৮,৩২৭
প্রিন্টিং এন্ড স্টেশনারী	১৭,৯৬৫	১৬,১৪০
বিদ্যুৎ ও জ্বালানী	৪৩৫,৯৮৩	৩৯১,৪০৮
রক্ষণাবেক্ষণ ও মেরামত	১,০১৫,৪৮৪	৮৭৮,৬৭৩
নিরাপত্তা সেবা	১২০,৫৭৬	৭৮,৭৯১
ভাড়া, সেবা ও বিপণন খরচ	৮৩২,২১১	৫৫৪,২৮৯
বীমা	৮৬,০৭৭	৮৯,৬৬৫
গবেষণা	২,১০২	৬,২৩০
অন্যান্য ব্যয়	৩৮৬,৮৬৪	৪১০,৩৫০
	৪,৬৫২,৫৮২	৪,০১৫,৩২৩

২০. পরিচালন ব্যয়

টাকা '০০০	২০১৫	২০১৪
বেতন ও মজুরী	৭৯৩,১৯১	৭৪০,৯৩০
বিদ্যুৎ ও জ্বালানী	১৪,১৩৩	১৫,৫৭৬
ভাড়া, সেবা ও বিপণন খরচ	২৩৫,১৮৭	১৭৫,৪৯১
রক্ষণাবেক্ষণ ও মেরামত	১১৬,৬৪৮	১০০,৯৪৮
অবচয়	১৮৬,৯৫০	২০৮,৯৮৭
যানবাহন খাতে ব্যয়	২৩৬,৫৭১	২১৮,৬০২
প্রিন্টিং ও স্টেশনারী	৩১,১৫৫	৩০,৪৯৪
নিরাপত্তা সেবা	৪০,১৬৫	৩২,৬২৬
সামাজিক দায়বদ্ধতা	২১,৪৭২	১১,৯২০
আইন ও কোম্পানি সেক্রেটারিয়াল	১৮,৫৯০	১৯,৯৩৮
বীমা	৩,৯০৭	২,৫৩০
নিরীক্ষণ ফি	৮০০	৮০০
তথ্য প্রযুক্তি	৩১১,০৮৩	৪২৩,৭৫৯
কারিগরী সহায়তা ফি	৯৭৮,১৯২	৮৯২,৯৬৪
ব্র্যান্ড বাজারজাত খরচ	১,৯৩৭,৭৩০	১,৭৫২,২৮৬
অন্যান্য ব্যয়	৫৫৬,০৮২	(৩৯৫,০৯৭)
	৫,৪৮১,৮৫৬	৪,২৩২,৭৫৪

২১. নীট আর্থিক আয়/ (ব্যয়)

টাকা '০০০	২০১৫	২০১৪
সুদে আয়	১৯,৭৩৩	৩০,১৫৮
সুদে ব্যয়	(১৪২,৫৬১)	(১৮৭,৯৬৫)
	(১২২,৮২৮)	(১৫৭,৮০৭)

২২. অ-পরিচালন আয়/ (খরচ)

টাকা '০০০	২০১৫	২০১৪
সম্পত্তি, কারখানা এবং যন্ত্রপাতির বিক্রয় লব্ধ লাভ বা (ক্ষতি)	(৫,১৬৮)	১৬,৯৯১
অন্যান্য আয়	৪২,৮৪৮	৪৩,৭৯৯
	৩৭,৬৮০	৬০,৭৯০

২২.১ চলতি বছরের স্থায়ী সম্পত্তি বিক্রয়

	খরচ	সঞ্চিত অবচয়	অবলিখিত মূল্য	বিক্রয় (লাভ)/ ক্ষতি	ক্রয়/বিক্রয়
লাঞ্ছিত ভবন	৩৬,৮৯৫	(৯,৫৩২)	২৭,৩৬৩	-	বিক্রয়
আসবাবপত্রাদি	৭৬,২৩৬	(৭০,২৩৮)	৫,৯৯৮	১০২ (২৭,৩৬৩)	তৃতীয় পক্ষ
ল্যাবরেটরি সরঞ্জাম	১৬,৫০৭	(১৬,৪৯৯)	৮	- (৫,৮৯৬)	বিক্রয়
আই. টি. সরঞ্জাম	৩৬,৩৩৭	(৩৩,৯৭৪)	২,৩৬৩	২৮৩ (৮)	তৃতীয় পক্ষ
ইজারামূলক ভবন	৩২,৭১৯	(২০,৫৯৫)	১২,১২৪	- (২,০৮০)	তৃতীয় পক্ষ
অফিস সরঞ্জাম	৩২,২২৬	(৩১,১৮২)	১,০৪৪	৬২ (১২,১২৪)	তৃতীয় পক্ষ
কারখানা ও যন্ত্রাদি	২৯,৪৪১	(২৬,৪৪৪)	২,৯৯৭	- (৯৮২)	বিক্রয়
যানবাহন	১৩০,৪৩২	(১২৮,৪৭১)	১,৯৬১	৪৮,২৪৩ (২,৯৯৭)	কোম্পানির কর্মচারী বৃন্দ
				৪৬,২৮২	
২০১৫ সর্বমোট	৩৯০,৭৯৩	(৩৩৬,৯৩৫)	৫৩,৮৫৮	৪৮,৬৯০ (৫,১৬৮)	
২০১৪ সর্বমোট	২০৭,৩৬৮	(১৯০,৫৫২)	১৬,৮১৬	৩৩,৮০৭ ১৬,৯৯১	

কোম্পানির পলিসি অনুযায়ী সকল সম্পত্তি বিক্রয় করা হয়

২৩. আয়কর খরচ

টাকা '০০০	২০১৫	২০১৪
চলতি কর (টিকা ১৬)	৫,৬৩৩,৩৪০	৪,৩২৭,১৭০
বিলম্বিত কর প্রদান/ (প্রাপ্তি)	৯৫২,১৯৮	২৫৭,১৮৫
	৬,৫৮৫,৫৩৮	৪,৫৮৪,৩৫৫

২৩.১ কার্যকরি কর সমন্বয়

	২০১৫		২০১৪	
	%	টাকা '০০০	%	টাকা '০০০
কর পূর্ব লাভ		১২,৪৫৯,৬১২		১০,৮৬৬,২৭৭
চলতি কর ব্যয়	৪৫.২১%	৫,৬৩৩,৩৪০	৩৯.৮২%	৪,৩২৭,১৭০
বিলম্বিত কর ব্যয়	৭.৬৪%	৯৫২,১৯৮	২.৩৭%	২৫৭,১৮৫
মোট কর ব্যয়	৫২.৮৬%	৬,৫৮৫,৫৩৮	৪২.১৯%	৪,৫৮৪,৩৫৫
প্রযোজ্য কর হার অনুযায়ী সম্ভাব্য আয়কর	৪৫.০০%	৫,৬০৬,৮২৫	৪০.০০%	৪,৩৪৬,৫১১
পূর্ববর্তী বছরের সমন্বয়	৪.২৯%	৫৩৪,৯৫২	০.৪৪%	৪৭,৫৫২
অ-কর্তন যোগ্য ব্যয়ের উপর কর	-৪.০৮%	(৫০৮,৪৩৭)	-০.৬২%	(৬৬,৮৯৩)
কার্যকরি চলতি কর	৪৫.২১%	৫,৬৩৩,৩৪০	৩৯.৮২%	৪,৩২৭,১৭০
কার্যকরি বিলম্বিত কর	৭.৬৪%	৯৫২,১৯৮	২.৩৭%	২৫৭,১৮৫
	৫২.৮৬%	৬,৫৮৫,৫৩৮	৪২.১৯%	৪,৫৮৪,৩৫৫

২৪. অন্যান্য সম্মিলিত আয়

টাকা '০০০	২০১৫	২০১৪
পরিকল্পিত নির্ধারিত বেনিফিটের এ্যাকচুয়্যাল লাভ / (ক্ষতি)	(৫১,০৩০)	-
পরিকল্পিত নির্ধারিত বেনিফিট প্ল্যানের জন্য বিলম্বিত করের লাভ / (ক্ষতি)	২২,৯৬৪	-
	(২৮,০৬৬)	-

২৫. প্রতি শেয়ারে আয়

২৫.১ প্রতি শেয়ারে মৌলিক আয়

প্রতি শেয়ারে মৌলিক আয় হিসাব করা হয়েছে ৩১ ডিসেম্বর ২০১৫ তারিখ পর্যন্ত ইস্যুকৃত ১০ টাকা প্রতি শেয়ার হিসেবে ৬০,০০০,০০০ সাধারণ শেয়ারের ভিত্তিতে।

	২০১৫	২০১৪
চলতি বছরের মোট সম্মিলিত আয়	৫,৮৪৬,০০৮	৬,২৮১,৯২২
৩১ ডিসেম্বর ২০১৫ এর শেয়ার সংখ্যা	৬০,০০০	৬০,০০০
শেয়ার প্রতি আয়	৯৭.৪৩	১০৪.৭০

২৫.২ প্রতি শেয়ারে মিশ্র আয়

এ বছরে মিশ্রণের কোনো সুযোগ ছিল না বলে শেয়ার প্রতি মিশ্র আয় হিসাব করার প্রয়োজন নেই।

২৬. প্রদত্ত লভ্যাংশ

টাকা '০০০	পূর্ববর্তী ২০১৩	অদাবীকৃত লভ্যাংশের কাল ভিত্তিক পর্যালোচনা				সর্বমোট	২০১৪ সর্বমোট
		২০১৩	২০১৪	২০১৫	২০১৬		
অদাবীকৃত লভ্যাংশের প্রারম্ভিক জের	৩০,৮৮৭	২,১৬৫	২,৪৭৫	-	৩৫,৫২৭	৩৩,০৫২	
যোগ: ষোষণাকৃত লভ্যাংশ							
২০১৩ সালের চূড়ান্ত লভ্যাংশ	-	-	-	২,৭০০,০০০	২,৭০০,০০০	৩,১২০,০০০	
২০১৪ সালের অন্তর্বর্তীকালীন লভ্যাংশ	-	-	-	-	-	৬০০,০০০	
	-	-	-	২,৭০০,০০০	২,৭০০,০০০	৩,১২০,০০০	
অদাবীকৃত লভ্যাংশের সমাপনী জের	৩০,৮৮৭	২,১৬৫	২,৪৭৫	৬,২৪৪	৪১,৭৭১	৩৫,৫২৭	
প্রদত্ত লভ্যাংশ				২,৬৯৩,৭৫৬		৩,৭১৭,৫২৫	

২৭. প্রত্যর্পণযোগ্য বৈদেশিক মুদ্রা

টাকা '০০০	২০১৫	২০১৪
রয়্যালটি (আইন অনুযায়ী অপ্রদত্ত কর বাদ দিয়ে)	৪,২৭০	৩,৯৬৬
কারিগরি ফি (আইন অনুযায়ী অপ্রদত্ত কর বাদ দিয়ে)	৭,৬৮৫	-
লভ্যাংশ	২২,৬৯১	৩১,৩৫৩
	৩৪,৬৪৬	৩৫,৩১৯

রয়্যালটি খরচের ভিতর ২০১৩ সালের বেনসন এন্ড হেজেস- এবং পাল মাল এর ২০১১, ২০১২, ২০১৩ এর টাকা অন্তর্ভুক্ত রয়েছে। কারিগরি সহযোগিতা ফি ২০১৩ সালে প্রদান করা হয়েছে

২৮. আমদানী খরচের মূল্য বীমা এবং পন্য বহন

টাকা '০০০	২০১৫	২০১৪
কাটামাল ও প্যাকেজিং উপাদান	৩,০৮৩,১৪১	২,৪৭০,৫৫৬
অতিরিক্ত ও অনান্য	৭৪০,৭৪৯	৬৫৪,৯৭৫
প্রধান পন্য	১,৪১০,৬২৫	২,৮২২,০০৬
	৫,২৩৪,৫১৫	৫,৯৪৭,৫৩৭

		২০১৫	২০১৪
২৯. রপ্তানি থেকে অর্জিত আয়	ইউএস ডি	২৬,৫৯৫	৩৫,১২২

৩০. উৎপাদন ক্ষমতা

কোম্পানিতে অব্যাহত উৎপাদনের ভিত্তিতে কাজ হয় এবং বর্তমানে স্থাপিত বিভিন্ন ধরনের মেশিন সব ধরনের উৎপাদন ক্ষমতা (যেমন: ফিল্টার) এবং প্যাকেজিং সামগ্রী (যেমন: হিন্জ লিড, শেল ও স্লাইড) আছে। ভবিষ্যতের চাহিদা মেটানোর লক্ষ্যে পরিচালকগণ নিয়মিত উৎপাদন ক্ষমতা পর্যালোচনা করে থাকেন।

	২০১৫	২০১৪
সিগারেটের প্রকৃত উৎপাদন (মিলিয়ন স্টিক)	৪৩,০৪৬	৩৯,০৯৮

৩১. বিভক্ত প্রতিবেদন

প্রতিষ্ঠানটির কার্যক্রম বাংলাদেশভিত্তিক। বহির্গুণী গ্রাহকদের কাছ থেকে সংগৃহীত আয়ের পরিমাণ ১৪,২৫৯.৩০ কোটি টাকা (২০১৪: ১২,৬১২.৫ কোটি টাকা)। বাংলাদেশের বাইরে প্রতিষ্ঠানটির কোনো স্থায়ী সম্পত্তি নেই। ৩১ ডিসেম্বর ২০১৫ এবং ৩১ ডিসেম্বর ২০১৪ তারিখে বছর শেষে গ্রুপের মোট আয়ের ১০% বা এর বেশি কোনো একটি বহির্গুণী গ্রাহকের কাছ থেকে আর্জিত হয়নি।

প্রতিষ্ঠানটির প্রাথমিক কর্মকাণ্ডের আওতায় রয়েছে বাংলাদেশে সিগারেট উৎপাদন এবং বিক্রয়। এর আওতায় প্রতিষ্ঠানটির অভ্যন্তরীণ প্রতিবেদন প্রকাশিত হয়। যদিও প্রতিষ্ঠানটির ব্র্যান্ডসমূহের মধ্যে পার্থক্য করা হয়, প্রধান নির্বাহী সিদ্ধান্তগ্রহণকারীর কাছে পরিবেশিত অভ্যন্তরীণ প্রতিবেদনে এই পার্থক্য উল্লেখ করা থাকে না। সেহেতু, উচ্চ পর্যায়ের প্রাক্কলন ছাড়া ব্র্যান্ডের ওপর ভিত্তি করে প্রতিষ্ঠানের ফলাফল ভাগ করা সম্ভব নয়।

সিগারেট উৎপাদন ছাড়াও প্রতিষ্ঠানটি বাংলাদেশের বাইরে লিফ রপ্তানি করে। এই রপ্তানি মোট এবং নীট আয়ের ১০% এরও কম অবদান রাখে। তবে সিগারেট এবং রপ্তানির বিশদ বিবরণী টাকা ১৮ এ প্রদত্ত রয়েছে।

৩২. আমদানিকৃত এবং স্থানীয় কাঁচামালের ব্যবহার

টাকা '০০০	২০১৫		২০১৪	
	মোড়ক সামগ্রী	লিফ	মোড়ক সামগ্রী	লিফ
আমদানিকৃত:				
প্রারম্ভিক মজুদ	৫৯১,৮০৮	৪৭৯,০৯৬	৪৭৪,৮০৭	৪৬২,৯৯৬
ক্রয়	২,১০৪,৩৫৭	৯৬২,২৫২	২,৫৫০,১৩৭	১,৩১৯,০৪৪
ব্যবহার	(২,৪৫১,০২৭)	(১,১১০,০৪১)	(২,৪৫০,১৩৬)	(১,৩০২,৯৪৫)
সমাপনী মজুদ (ক)	২৪৫,১৩৮	৩৩১,৩০৭	৫৭৪,৮০৮	৪৭৯,০৯৫
স্থানীয়:				
প্রারম্ভিক মজুদ	৩৯,২০৭	৪,১৯৪,০০০	১৪৮,৫২১	৩,৭০২,৫৬৯
ক্রয়	৫,১৭৪,৪০১	৯,০১৪,৭৭০	৪,২৩১,০১৭	৭,৭৬১,৪৫৬
ব্যবহার	(৪,৭৬৫,৫৫১)	(৬,৮১১,০৫৬)	(৪,৩২৩,৩৩১)	(৫,২৬৭,৫০৯)
রপ্তানি	-	(১,২০০,৬১৭)	-	(২,০০২,৫১৭)
সমাপনী মজুদ (খ)	৪৪৮,০৫৭	৫,১৯৭,০৯৭	৫৬,২০৭	৪,১৯৩,৯৯৯
সমাপনী মজুদ (ক+খ)	৬৯৩,১৯৫	৫,৫২৮,৪০৪	৬৩১,০১৫	৪,৬৭৩,০৯৪

৩৩. আর্থিক উপাদানসমূহ- ফেয়ার ভ্যালুজ এবং ঝুঁকি ব্যবস্থাপনা

ক. হিসাববিজ্ঞান শ্রেণীবিভাগ এবং ফেয়ার ভ্যালুজ

নিচের টেবিলে যেখানে প্রয়োজ্য সেখানে আর্থিক সম্পদ এবং আর্থিক দায়ের চলতি পরিমাণ এবং ফেয়ার ভ্যালুজ দেখানো হয়েছে। এখানে আর্থিক সম্পদ ও দায়ের ক্ষেত্রে ফেয়ার ভ্যালু ইনফরমেশন অন্তর্ভুক্ত করেনা ফেয়ার ভ্যালুতে মূল্য পরিমাপ করা না হলে যদি চলতি পরিমাণ ফেয়ার ভ্যালুর ন্যায্য অনুমান হয়ে থাকে।

চলমান পরিমান

টাকা'০০০	নোট	ফেয়ার ভ্যালুতে					অন্যান্য		
		ট্রেডিংয়ের ফেয়ার ভ্যালুতে		হেজিং	পরিপক্বতা	ধার এবং	বিক্রয়ের	আর্থিক	সর্বমোট
		জন্য গৃহীত	মনোনিত	ইঙ্গট্রুমেন্ট	পর্যন্ত গৃহীত	পাওনাসমূহ	জন্য লভ্য	দায়সমূহ	পরিমান
৩১ ডিসেম্বর ২০১৫									
ফেয়ার ভ্যালুতে হিসাব না করা আর্থিক সম্পদ									
বানিজ্য এবং অন্যান্য প্রাপ্য সমূহ	৭	-	-	-	-	৯৪০,৭৫৮	-	৯৪০,৭৫৮	
আমানত সমূহ	৮	-	-	-	-	৯৯,৫৯৮	-	৯৯,৫৯৮	
ব্যাংকে নগদ অর্থ	৯	-	-	-	-	২,৩৫৬,০৩০	-	২,৩৫৬,০৩০	
ফেয়ার ভ্যালুতে হিসাব না করা									
আর্থিক দায়		-	-	-	-	-	-	-	
বানিজ্য এবং অন্যান্য প্রদেয়সমূহ	১৫	-	-	-	-	-	৭,৮৪২,৭২৬	৭,৮৪২,৭২৬	
বকেয়া খরচ	১৭	-	-	-	-	-	৮৭১,৬৭৭	৮৭১,৬৭৭	
							৮,৭১৪,৪০০	৮,৭১৪,৪০০	
৩১ ডিসেম্বর ২০১৪									
ফেয়ার ভ্যালুতে হিসাব না করা আর্থিক সম্পদ									
বানিজ্য এবং অন্যান্য প্রাপ্য সমূহ	৭	-	-	-	-	১,১৫৩,৫৭১	-	-	
আমানত সমূহ	৮	-	-	-	-	১৯,৯৩০	-	-	
ব্যাংকে নগদ অর্থ	৯	-	-	-	-	১,৭৩৮,৩৬৪	-	-	
							২,৯১১,৮৬৮	-	
ফেয়ার ভ্যালুতে হিসাব না করা									
আর্থিক দায়		-	-	-	-	-	-	-	
বানিজ্য এবং অন্যান্য প্রদেয়সমূহ	১৫	-	-	-	-	-	৭,১৫২,১৬৬	৭,১৫২,১৬৬	
বকেয়া খরচ	১৭	-	-	-	-	-	৬৭৮,৮৭২	৬৭৮,৮৭২	
							৭,৮৩১,০৩৮	৭,৮৩১,০৩৮	

আর্থিক সম্পদের ক্ষেত্রে কোম্পানী তাদের ফেয়ার ভ্যালু প্রকাশ করেনি কারণ তাদের চলমান পরিমানসমূহই ফেয়ার ভ্যালুর ন্যায্য অনুমান

খ. আর্থিক ঝুঁকি ব্যবস্থাপনা

আর্থিক ইঙ্গট্রুমেন্ট ব্যবহারের ক্ষেত্রে কোম্পানী নিম্নত্ব ঝুঁকির সম্মুখীন হতে পারে

- I) আমানত ঝুঁকি
- II) তারল্য ঝুঁকি
- III) বাজার ঝুঁকি

কোম্পানীর সার্বিক ঝুঁকি ব্যবস্থাপনা অবকাঠামো নির্মাণ এবং পরিদর্শনের দায়িত্ব বোর্ড অব ডিরেক্টরের কাছে থাকে। কোম্পানীর ঝুঁকি ব্যবস্থাপনা নীতিমালা প্রতিষ্ঠা করা হয় কোম্পানী যেসব ঝুঁকির মুখোমুখি হয় তা চিহ্নিত এবং বিশ্লেষণ করা, যথাযত ঝুঁকির মাত্রা এবং নিয়ন্ত্রণ প্রতিষ্ঠা করা এবং পরিসীমা ঝুঁকি ও আনুগত্য নিরীক্ষন করতে। ঝুঁকি ব্যবস্থাপনা নীতিমালা, প্রক্রিয়া এবং ব্যবস্থা নিয়মিত নিরীক্ষা করা হয় বাজার ব্যবস্থা এবং কোম্পানী কার্যক্রম যাচাই করার উদ্দেশ্যে। এই নোট কোম্পানীর নিম্নোক্ত ঝুঁকিগুলো, কোম্পানীর উদ্দেশ্য, নীতিমালা এবং ঝুঁকি পরিমাপ ও ব্যবস্থাপনা এবং কোম্পানীর গুঁজি ব্যবস্থাপনা সম্পর্কে তথ্য প্রদান করে।

I) আমানত ঝুঁকি

আমানত ঝুঁকি হল কোম্পানীর সেই জাতীয় আর্থিক ক্ষতির ঝুঁকি যদি কোনো কাস্টমার অথবা আর্থিক উপকরণের বিপক্ষ কোনো পার্টি তাদের চুক্তির বাধ্যবাধকতাসমূহ পূরণ করতে ব্যর্থ হয় এবং মূলত তৈরি হয় কাস্টমার এবং অন্যান্য পার্টির কাছে থেকে প্রাপ্য সমূহ থেকে। ব্যবস্থাপনার কিছু আমানত নীতিমালা রয়েছে এবং আমানত ঝুঁকিতে পড়ার সম্ভাবনার বিষয়টি নিয়মিত পর্যবেক্ষণ করা হয়। আমানত ঝুঁকি পর্যবেক্ষণের ক্ষেত্রে প্রাপ্যসমূহ তাদের রিস্ক প্রোফাইল অনুসারে শ্রেণীভুক্ত করা হয়, তাদের আইনী অবস্থা, আর্থিক পরিস্থিতি, এজিৎ প্রোফাইল ইত্যাদি। কোম্পানীর প্রাপ্য সমূহের উপর আমানত ঝুঁকিতে পড়ার সম্ভাবনা অনেকাংশেই কাস্টমারদের দ্বারা প্রভাবিত। আমানত ঝুঁকিতে পড়ার সর্বোচ্চ সম্ভাবনা প্রকাশিত হয় প্রত্যেকটি আর্থিক সম্পদের চলতি পরিমানসমূহ যা আর্থিক পঞ্জিশনের স্টেটমেন্টে উল্লেখ করা হয়।

ক) আমানত ঝুঁকিতে পড়ার সম্ভাবনা

আর্থিক সম্পদের চলতি পরিমানেই সর্বোচ্চ আমানত ঝুঁকির বিষয়টি প্রকাশিত হয়। রিপোর্টিং ডেটে সর্বোচ্চ আমানত ঝুঁকির পরিমাণ ছিল:

টাকা '০০০	নোট	২০১৫	২০১৪
বানিজ্য এবং অন্যান্য প্রাপ্যসমূহ	৭	৯৪০,৭৫৮	১,১৫৩,৫৭১
আমানতসমূহ	৮	৯৯,৫৯৮	১৯,৯৩০
ব্যাংকে থাকা অর্থ	৯	২,৩৫৬,০৩০	১,৭৩৮,৩৬৪
		৩,৩৯৬,৩৮৬	২,৯১১,৮৬৫

খ. বানিজ্য এবং অন্যান্য প্রাপ্যসমূহের পক্ষতা

৩১ ডিসেম্বর তারিখে যেসব বানিজ্য এবং অন্যান্য প্রাপ্যসমূহের পক্ষতা বাধ্যগ্রহণ হয়নি সেগুলো নিচে উল্লেখ করা হল:

টাকা '০০০	২০১৫	২০১৪
অতীতকালীন বাকি ৩০ দিন	৮২১,৯২০	৬৭৪,৩৯৮
অতীতকালীন বাকি ৩১-৯০ দিন	১০২,১১৪	২১৮,৬০১
অতীতকালীন বাকি ৯১-১৮০ দিন	১৬,৭২৪	৬১,২৮৯
অতীতকালীন বাকি ১৮০ দিনের বেশি	-	১৯৯,২৫০
	৯৪০,৭৫৮	১,১৫৩,৫৭১

II) তারল্য ঝুঁকি

তারল্য ঝুঁকি হল সেই সমস্ত ঝুঁকি যখন কোম্পানি তার আর্থিক দায় সমূহ পূরণ করতে অসুবিধার সম্মুখীন হবে যেগুলো পূরণ করা হয় অর্থ অথবা অন্যান্য আর্থিক সম্পদ প্রদানের মাধ্যমে। তারল্য ব্যবস্থাপনায় কোম্পানির অ্যাপ্রোচ এটা নিশ্চিত করা যে যতদূর সম্ভব তার কাছে যথেষ্ট পরিমাণ তরল অর্থ থাকবে তার যখন দায় বাকি থাকবে তা পূরণ করার জন্য যেকোনো সাধারণ এবং বিপজ্জনক অবস্থায় কোনো ধরনের গ্রহণঅযোগ্য ক্ষতি তৈরী অথবা কোম্পানীর সুনামের ক্ষেত্রে কোনো ধরনের প্রভাব না ফেলে। সাধারণভাবে কোম্পানী নিশ্চিত করে যে তাদের কাছে যথেষ্ট পরিমাণ অর্থ এবং অর্থ সমপরিমানের সম্পদ রয়েছে পরিচালনা ব্যয় নির্বাহের জন্য আর্থিক বাধ্যবাধকতাসহ ক্যাশ ফ্লো পূর্বাভাস তৈরী করে টাইম লাইন অব পেমেন্টের ভিত্তিতে আর্থিক বাধ্যবাধকতা প্রদান এবং সেই অনুসারে যথেষ্ট পরিমাণে তারল্য/ফান্ড যোগাড় করা হবে যাতে ডিউ ডেটের ভেতর প্রত্যাশিত পেমেন্ট করা যাবে। তার ওপর কোম্পানির বিভিন্ন বানিজ্যিক ব্যাংকের সাথে স্বল্পকালীন ঋণ সুবিধা রয়েছে পেমেন্ট অব অবলিগেশন প্রদান করার জন্য সেই সময়ে যখন কোম্পানির স্বল্প পরিমাণ অর্থ রয়েছে প্রয়োজনীয় পেমেন্টের জন্য। তারল্য প্রবাহ অনুমানের মাধ্যমে আগেই প্রয়োজন সমূহ নির্ধারণ করা হয় এবং ব্যাংকের সাথে ক্রেডিট লাইন সম্পর্কে আলোচনা করা হয়।

নিচে উল্লেখ্য বিষয়গুলো হল আর্থিক দায়ের চুক্তিভিত্তিক পরিপক্বতাসমূহ:

৩১ ডিসেম্বর ২০১৫

টাকা '০০০	নোট	চলতি পরিমাণ	চুক্তিভিত্তিক নগদ প্রবাহ					
			সর্বমোট	৬ মাস বা তার কম	৬ - ১২ মাস	১ - ২ বছর	২ - ৫ বছর	৫ বছর থেকে বেশি
বানিজ্য এবং অন্যান্য প্রদেয়সমূহ	১৫	৭,৮৪২,৭২৬	৭,৮৪২,৭২৬	৬,৪০৭,১২৬	-	১,৪৩৫,৬০০	-	-
জমা খরচসমূহ	১৭	৮৭১,৬৭৭	৮৭১,৬৭৭	৮৭১,৬৭৭	-	-	-	-
		৮,৭১৪,৪০৩	৮,৭১৪,৪০৩	৭,২৭৮,৮০৩	-	১,৪৩৫,৬০০	-	-

এটা আশা করা যায়না যে নগদ প্রবাহ যা পরিপক্বতা বিশ্লেষণে অন্তর্ভুক্ত সেটা যথেষ্ট আগে ঘটতে পারে অথবা যথেষ্ট আলাদা পরিমাণে হতে পারে।

৩১ ডিসেম্বর ২০১৪

টাকা '০০০	নোট	চলতি পরিমাণ	চুক্তিভিত্তিক নগদ প্রবাহ					
			সর্বমোট	৬ মাস বা তার কম	৬ - ১২ মাস	১ - ২ বছর	২ - ৫ বছর	৫ বছর থেকে বেশি
বানিজ্য এবং অন্যান্য প্রদেয়সমূহ	১৫	৭,১৫২,১৬৬	৭,১৫২,১৬৬	৫,৮৪৫,৮৫০	-	১,৩০৬,৩১৬	-	-
জমা খরচসমূহ	১৭	৬৭৮,৮৭২	৬৭৮,৮৭২	৬৭৮,৮৭২	-	-	-	-
		৭,৮৩১,০৩৮	৭,৮৩১,০৩৮	৬,৫২৪,৭২২	-	১,৩০৬,৩১৬	-	-

এটা আশা করা যায়না যে নগদ প্রবাহ যা পরিপক্বতা বিশ্লেষণে অন্তর্ভুক্ত সেটা যথেষ্ট আগে ঘটতে পারে অথবা যথেষ্ট আলাদা পরিমাণে হতে পারে।

III) বাজার ঝুঁকি

বাজার ঝুঁকি হচ্ছে সেই ধরনের ঝুঁকি যা বাজার মূল্যের কোনো ধরনের পরিবর্তন যেমন বৈদেশিক মুদ্রার বিনিময় হার এবং সুদের হার কোম্পানির আয় অথবা তার আর্থিক উপকরণসমূহের হোল্ডিং মূল্যের উপর প্রভাব ফেলবে। বাজার ঝুঁকি ব্যবস্থাপনার উদ্দেশ্য হল মুনাফা বাড়ানোর পাশাপাশি বাজার ঝুঁকিতে পড়ার সম্ভাবনা কমিয়ে গ্রহযোগ্য মাত্রায় রাখা।

ক. মুদ্রা ঝুঁকি/ বৈদেশিক মুদ্রা বিনিময় হার ঝুঁকি

কোম্পানী বিভিন্ন দেশের মুদ্রার প্রভাবে বৈদেশিক মুদ্রা বিনিময় হার ঝুঁকির মুখোমুখি হতে পারে, প্রাথমিকভাবে ইউনাইটেড স্টেট ডলার (ইউএসডি), ইউরো (ইইউআর) এবং ব্রিটিশ পাউন্ড (জিবিপি)। বৈদেশিক মুদ্রা বিনিময় হার ঝুঁকির সৃষ্টি হয় ভবিষ্যত স্বীকৃত সম্পদ এবং দায়ের বিনিময়ের মাধ্যমে। ব্যবস্থাপনা ট্রেজারী নীতিমালা মেনে চলে বৈদেশিক মুদ্রা বিনিময় ঝুঁকি তাদের ফাংশনাল কারেন্সির বিপরীতে ব্যবস্থাপনার উদ্দেশ্যে।

খ. মুদ্রা ঝুঁকির মুখোমুখি

কোম্পানীর বৈদেশিক মুদ্রা ঝুঁকির মুখোমুখি হওয়ার বিষয়টা ছিল নিচে উল্লেখিত পরিমানের অনুরূপ:

৩১ ডিসেম্বর ২০১৫

টাকা ০০০	ইউএসডি (ডলার)	জিবিপি (পাউন্ড)	ইইউআর (ইউরো)
বৈদেশিক মুদ্রা আখ্যাত সম্পদ			
ব্যাংকে থাকা নগদ অর্থ	৯,৫৬০	-	-
বাণিজ্য পাওনাসমূহ	৩৯৩	-	-
আন্তকোম্পানী পাওনাসমূহ	১,২৬৭	৮৭	-
	১১,২২০	৮৭	-

বৈদেশিক মুদ্রা আখ্যাত দায়সমূহ

বানিজ্যিক প্রদেয়সমূহ	১০২	১২	২৪৫
আন্তকোম্পানী প্রদেয়সমূহ	১৫,৩০৪	১৫,৬৪৮	৭
	১৫,৪০৬	১৫,৬৬০	২৫২
নেট এক্সপোজার	(৪,১৮৬)	(১৫,৫৭৩)	(২৫২)

৩১ ডিসেম্বর ২০১৪

টাকা ০০০	ইউএসডি (ডলার)	জিবিপি (পাউন্ড)	ইইউআর (ইউরো)
বৈদেশিক মুদ্রা আখ্যাত সম্পদ			
ব্যাংকে থাকা নগদ অর্থ	১০,৫০০	-	-
বাণিজ্য পাওনাসমূহ	১২৪	-	-
আন্তকোম্পানী পাওনাসমূহ	-	৬৪	-
	১০,৬২৪	৬৪	-

বৈদেশিক মুদ্রা আখ্যাত দায়সমূহ

বানিজ্যিক প্রদেয়সমূহ	৪,৪৬১	১৮	১২,৮১৯
আন্তকোম্পানী প্রদেয়সমূহ	১৩,৮৩০	৪,৮২৯	৬
	১৮,২৯১	৪,৮৪৭	১২,৮২৫
নেট এক্সপোজার	(৭,৬৬৭)	(৪,৭৮৩)	(১২,৮২৫)

নিচে উল্লেখিত বিনিময় হারগুলো রিপোর্টিং ডেটে প্রয়োগ করা হয়েছে:

	২০১৫	২০১৪
ইউ.এস.ডি (ডলার)	৭৮.৯৫	৭৭.৯৩
জি.বি.পি(পাউন্ড)	১১৮.১১	১২১.৫০
ই.ইউ.আর(ইউরো)	৮৭.৪৯	৯৪.২৯

২. বৈদেশিক মুদ্রা খরচের ক্ষেত্রে বৈদেশিক বিনিময় হার সংবেদনশীলতা বিশ্লেষণ

নিচে প্রদর্শিত পরিমাণ অনুযায়ী প্রতিবেদনের তারিখে ইউ.এস.ডি(ডলার), জি.বি.পি(পাউন্ড), ই.ইউ.আর(ইউরো)-এর বিপরীতে টাকা শক্তিশালী অথবা দুর্বল করা ইকুইটি এবং লাভ অথবা ক্ষতি বাড়ায়/কমায়। এই বিশ্লেষণ করা হয়েছে বৈদেশিক মুদ্রা বিনিময় হারের তারতম্যের ভিত্তিতে যা কোম্পানি তার রিপোর্টিং ডেটে যুক্তিসম্মতভাবে সম্ভব বলে মনে করেছিল। এই বিশ্লেষণ অনুমান করে যে অন্য সকল চলক, বিশেষত সুদের হার অপরিবর্তনীয় থাকে। এই বিশ্লেষণ ২০১৪ সালের জন্যও একই ভিত্তিতে করা হয়েছে।

২০১৫

টাকা ০০০	শক্তিশালী লাভ অথবা (ক্ষতি)	দুর্বল লাভ অথবা (ক্ষতি)
ইউ.এস.ডি (৫ শতাংশ মুভমেন্ট)	১৬,৫২৪	(১৬,৫২৪)
জি.বি.পি, (৫ শতাংশ মুভমেন্ট)	৯১,৯৬৬	(৯১,৯৬৬)
ই.ইউ.আর (৫ শতাংশ মুভমেন্ট)	১,১০২	(১,১০২)
	১০৯,৫৯০	(১০৯,৫৯০)

২০১৪

টাকা ০০০	শক্তিশালী লাভ অথবা (ক্ষতি)	দুর্বল লাভ অথবা (ক্ষতি)
ইউ.এস.ডি (৫ শতাংশ মুভমেন্ট)	২৯,৮৭০	(২৯,৮৭০)
জি.বি.পি, (৫ শতাংশ মুভমেন্ট)	২৯,০৫৮	(২৯,০৫৮)
ই.ইউ.আর (৫ শতাংশ মুভমেন্ট)	৬০,৪৬৫	(৬০,৪৬৫)
	১১৯,৩৯৩	(১১৯,৩৯৩)

খ. সুদের হার ঝুঁকি

সুদের হার ঝুঁকি সেই ধরনের ঝুঁকি যা তৈরী হয় ধারের উপর সুদের হারের পরিবর্তনের কারণে। বর্তমানে কোম্পানির কোনো ধরনের ধার নেই যার ফলে সুদের হার তৈরী হবে।

৩৪. সংশ্লিষ্ট পার্টির সাথে লেনদেন

i) প্রধান কর্মকর্তাদের সহীত লেনদেন

প্রধান কর্মকর্তাদের সহীত লেনদেন নিম্নরূপ:

টাকা' ০০০	২০১৫	২০১৪
উপস্থিতি সম্মানী	৮০	৭৯
মিটিং বাবদ ব্যয়	২,৪৭৫	১,৫০৮
বেতন	৪৯,৮২৪	৫৪,২৯০
অবসরকালীন ভাতা	৪,১২৪	৩,৭৫৭
চিকিৎসা এবং কল্যাণমূলক ভাতা	১৩৯	৭৫
গৃহসংস্থান	১৩,১৭৬	৭,৭৭৬
	৬৯,৮১৮	৬৭,৪৮৫

ii) অন্যান্য পার্টির সাথে লেনদেন

কোম্পানি সংশ্লিষ্ট পার্টিসমূহের সাথে ব্যবসার প্রয়োজনে বিভিন্ন লেনদেন পরিচালনা করেছে। এ সমস্ত পার্টির নাম, লেনদেনের প্রকৃতি এবং তাদের প্রকৃত মূল্য বিএএস ২৪: সংশ্লিষ্ট পার্টি তথ্যাদি এর আওতায় দেখানো হয়েছে:

টাকা' ০০০	সম্পর্ক	লেনদেনের পরিমাণ ৩১ শে ডিসেম্বর		প্রাপ্য/(প্রদেয়) বকেয়া ৩১ শে ডিসেম্বর	
		২০১৫	২০১৪	২০১৫	২০১৪
আয়					
ক. লিফ রপ্তানি এবং পন্য বিক্রয়					
ক্রয়কারি প্রতিষ্ঠান					
বিএটি (জিএলপি) লিমিটেড	বিএটি গ্রুপ কোম্পানি	৮৯৪,৯৪৮	২,১১০,৪০৭	২০,৫১৮	(৩০,৩৭৩)
পাকিস্তান টোব্যাকো কোম্পানি লিমিটেড	বিএটি গ্রুপ কোম্পানি	২৫২,৯২৭	৫৩১,৯৮৪	৮২,৩৭২	৫৫,১৯৯
বিএটি মার্কেটিং নাইজেরিয়া লিমিটেড	বিএটি গ্রুপ কোম্পানি	২৬১	-	২৬১	-
		১,১৪৮,১৩৬	২,৬৪২,৩৯১	১০৩,১৫১	২৪,৮২৬
খ. ম্যানেজমেন্ট ফি					
বিএটি এ্যাসপেক সার্ভিস সেন্টার এস এন ডি বি এইচ ডি	বিএটি গ্রুপ কোম্পানি	-	-	-	৩,৫০৫
বিএটি মার্কেটিং পি টি ই লিমিটেড	বিএটি গ্রুপ কোম্পানি	-	-	-	৮৩০
বিএটি হোল্ডিংস লিমিটেড	হোল্ডিং কোম্পানি	-	১৫,৫৪৬	-	৩,০২৪
বিএটি এ্যাসপেক সার্ভিস সেন্টার এস এন ডি বি এইচ ডি	বিএটি গ্রুপ কোম্পানি	৯,৯৪০	৫,৯৬৩৬	৯,৯৪০	-
বিএটি মার্কেটিং সিংগাপুর	বিএটি গ্রুপ কোম্পানি	-	৮৭৪	-	-
		৯,৯৪০	৭৬,০৫৬	৯,৯৪০	৭,৩৫৯
ব্যয়					
গ. পণ্য আহরণ					
তথ্য প্রযুক্তি, পণ্য ও অন্যান্য সেবা আহরণ:					
বিএএসএস জিএসডি ইউকে	বিএটি গ্রুপ কোম্পানি	৩৯০,৬৯৪	৫৪৩,৯৭৩	(২৪২,৮২৫)	(৪৭৩,৮৮৫)
বিএটি হোল্ডিংস লিমিটেড	হোল্ডিং কোম্পানি	৫০৭	১,৬৭২	(৩,৯৪৭)	(৪,০৬৩)
বিএটি এশিয়া প্যাসিফিক রিজিয়ন লিমিটেড	বিএটি গ্রুপ কোম্পানি	৫,৮৬১	২৪,০৯৩	(৯,৯৪৮)	(১৪,৬৫৪)
বিএটি সিংগাপুর	বিএটি গ্রুপ কোম্পানি	১১,৫১৭৮	২১,২২৭	(১১৫,১৭৮)	(৬৬,৩৩৭)
বিএটি এ্যাসপেক সার্ভিস সেন্টার এস এন ডি বি এইচ ডি	বিএটি গ্রুপ কোম্পানি	১৪০,৬১০	২৯৭,৮৫৩	(২৭৮,২৯৩)	(১৩৮,৬৭৮)
বিএটি কোরিয়া	বিএটি গ্রুপ কোম্পানি	-	৫২৬	-	(১৩২)
বিএটি এস এস এ সার্ভিস (প্রাইভেট) লিঃ	বিএটি গ্রুপ কোম্পানি	৩৭,৩৭০	৬,৭০৬	(৮,০৬৭)	-
বিএটি ওয়েস্টান ইউরোপ	বিএটি গ্রুপ কোম্পানি	-	৫৩৯	-	(৫৩৯)
		৬৯০,২২০	৮৯৬,৫৮৯	৬৮৫,২৫৮	৬৯৮,২৮৮

টাকা' ০০০	সম্পর্ক	লেনদেনের পরিমাণ ৩১ শে ডিসেম্বর		প্রাপ্য/(প্রদেয়) বকেয়া ৩১ শে ডিসেম্বর	
		২০১৫	২০১৪	২০১৫	২০১৪
ঘ. তামাক ও পণ্য ক্রয়					
লিফ ও মোড়ক সামগ্রী ক্রয়:					
বিএটি সিংগাপুর	বিএটি গ্রুপ কোম্পানি	৯৩,৮৮৪	১১২,৮৮৬	-	-
বিএটি (জিএলপি) লিমিটেড*	বিএটি গ্রুপ কোম্পানি	৩৭১,০২৩	১,১১৩,২৫২	১৪০,৫৯৩	৬৫,৭২১
বিএটি মার্কেটিং পি টি ই লিমিটেড	বিএটি গ্রুপ কোম্পানি	১২,৪৬৫	-	(৩,০৫৩)	(৩২,৭০৬)
বিএটি সিংগাপুর	বিএটি গ্রুপ কোম্পানি	-	-	(১৩,৮৩৮)	(২৩,৯৬৮)
বিএটি পি টি এক্সপোর্ট লিফ ইন্ডোনেশিয়া	বিএটি গ্রুপ কোম্পানি	২৫০	-	(২৫০)	-
বিএটি সাগ্রাই চেইন ডাব্লিউ ই লিমিটেড*	বিএটি গ্রুপ কোম্পানি	৫৯০	-	১৪৭	৭৩৭
		৪৭৮,২১২	১,২২৬,১৩৮	১২৩,৫৯৯	৯,৭৮৪
ঙ. রয়্যালটি					
রয়্যালটি প্রাপ্য/প্রদেয়:					
বিএটি হোল্ডিংস লিমিটেড**	হোল্ডিং কোম্পানি	৪৫৭,৪০৮	৪১৩,৩৫২	(৮২৮,৪৯০)	(৮১৩,৩৩১)
		৪৫৭,৪০৮	৪১৩,৩৫২	(৮২৮,৪৯০)	(৮১৩,৩৩১)
চ. কারিগরি ও উপদেষ্টা ফি					
কারিগরি ও উপদেষ্টা সেবা গ্রহণ ফি:					
বিএটি ইনভেস্টমেন্ট লিমিটেড**	হোল্ডিং কোম্পানি	৯৭৮,১৯২	৮৯২,৯৬৪	(১,৭৫৩,৮৩০)	(৬৭১,১১৭)
		৯৭৮,১৯২	৮৯২,৯৬৪	(১,৭৫৩,৮৩০)	(৬৭১,১১৭)
ছ. যন্ত্রপাতি ক্রয়					
যন্ত্রপাতি ক্রয়:					
বিএটি টোব্যাকো ইমপোর্টার এবং ম্যানুফ্যাকচারার	বিএটি গ্রুপ কোম্পানি	৯১	৪৭০,০৩২	-	-
বিএটি ম্যানুফ্যাকচারিং অস্ট্রেলিয়া*	বিএটি গ্রুপ কোম্পানি	৫৫,৪৩৮	-	৪,৪৮৬	-
বিএটি কলম্বিয়া এস এ এস*	বিএটি গ্রুপ কোম্পানি	-	-	২১,১১৮	-
বিএটি টোব্যাকোরেরা হোল্ডারিনা এস এ*	বিএটি গ্রুপ কোম্পানি	-	-	৪৪,৬৩৪	-
টোব্যাকো ইমপোর্টার এবং ম্যানুফ্যাকচারার	বিএটি গ্রুপ কোম্পানি	-	-	(৯১)	(৪৬,৯২৩)
		৫৫,৫২৯	৪৭০,০৩২	৭০,১৪৭	(৪৬,৯২৩)
জ. গুরুত্বপূর্ণ ব্যবস্থাপনা কর্মীর নিকট স্থায়ী সম্পত্তি বিক্রয়					
		-	২৭৫	-	-
		-	২৭৫	-	-

*অগ্রিম প্রদান

** সমাপনী ব্যালেন্সটিতে ২০১৪ ও ২০১৫ সালের রয়্যালটি কারিগরি সহযোগিতা ফি

৩৫. সম্ভাব্য দায় এবং অঙ্গিকারসমূহ

৩১ ডিসেম্বর ২০১৫ পর্যন্ত প্রতিশ্রুত ৪৩৫.৭৫ মিলিয়ন টাকা মূলধন ব্যয় হিসেবে অনুমোদিত কিন্তু আর্থিক বিবৃতির জন্য উপলব্ধ নয়। (২০১৪: ১৫৯.৭৮ মিলিয়ন টাকা)

৪২.১৬ মিলিয়ন টাকার ব্যাংক গ্যারান্টি কোম্পানির মাধ্যমে কোম্পানি নির্ধারিত ব্যাংকার দ্বারা পাল্টা ক্ষতিপূরণ হিসেবে দেয়া হয়েছে। (২০১৪: ৪০.১৬ মিলিয়ন টাকা)

কোম্পানির পক্ষে ব্যাংক লেটার অব ক্রেডিট অনুসারে ৭৬৮.৬৩ মিলিয়ন টাকা সমপরিমান সম্ভাব্য দায় আছে। (২০১৪: ৩৬৩.৪৫ মিলিয়ন টাকা)

৩৫.১ মামলা

ব্যবসায়ের সাধারণ প্রক্রিয়ায় কোম্পানি বিভিন্ন দাবী দাওয়া এবং আইনী বিষয়ে জড়িত। কিন্তু ম্যানেজমেন্টের সিদ্ধান্ত অনুসারে, এই সমস্ত বিষয়ের চূড়ান্ত বিন্যাস কোম্পানির আর্থিক বিবৃতিতে কোনো ধরনের প্রভাব ফেলবে না।

বিশেষত নভেম্বর ২০১৩ তে কোম্পানি জাতীয় রাজস্ব বোর্ডের থেকে তাদের কমদামী ক্যাটাগরীর ব্যাডঞ্জলোর ওপর প্রায় ১৯,২৪০ মিলিয়ন টাকা ড্যাটি এবং অতিরিক্ত কর ধার্য করার নোটিশ পায়। কোম্পানির বিরুদ্ধে মাঝারী মূল্যের সেগমেন্টের তুলনায় সল্ল মূল্যের সেগমেন্টে বিক্রি করে কর ফাঁকির অভিযোগ আছে।

যদিও ম্যানেজমেন্টের বিশ্বাস যে এই দাবী ডিগ্রিহীন, গোড়া থেকেই তারা সংশ্লিষ্ট সকল পক্ষের সাথে যোগাযোগ করে আসছে। আইনী মতামতের উপর ভিত্তি করে কোন বিধান এই দাবীর পক্ষে তৈরী করা হয়নি। মামলা ও অন্যান্য বিষয় ২০১৫ সাল পর্যন্ত চলেছে। বিষয়টি বর্তমানে হাইকোর্টের আওতাধীন যার বিপক্ষে বিএটি বাংলাদেশ পরবর্তীতে আপিল করতে পারে। ২০১৬ সালে এই আপিল করতে হলে ১০% ডিপোজিট প্রদান করার দরকার হতে পারে।

৩৬. কর্মচারীর সংখ্যা

৩১ ডিসেম্বর ২০১৫ পর্যন্ত কোম্পানির স্থায়ী কর্মচারী ছিল ১৪০০ এবং প্রয়োজন অনুসারে সিজনাল ও অস্থায়ী কর্মচারী নেয়া হয়েছে। (২০১৪: ১,৩৫৩)

৩৭. প্রতিবেদনের পরবর্তী ঘটনাবলী

২০১৬ সালের ২২ ফেব্রুয়ারি অনুষ্ঠিত বোর্ড সভায় পরিচালক পর্ষদ ৫৫০% অর্থাৎ প্রতি শেয়ারে ৫৫ টাকা হারে সর্বমোট ৩,৩০০,০০০,০০০ টাকা নগদ লভ্যাংশ হিসেবে প্রদান করার সুপারিশ করেন, যা কোম্পানির ৪৩তম বার্ষিক সাধারণ সভায় অনুমোদনের জন্য সুপারিশ করা হবে।

৩৮. পরিমাপের ভিত্তি

বার্ষিক আর্থিক প্রতিবেদন তৈরী করা হয়েছে ঐতিহাসিক খরচ সমন্বয়ের ভিত্তিতে অন গোয়িং কনসার্ন অনুসারে।

৩৯. অ্যাকাউন্টিংয়ের নতুন অগ্রহীত নিয়মাবলী

অ্যাকাউন্টিংয়ের নতুন কিছু মান এবং ব্যাখ্যা প্রকাশিত হয়েছে যেগুলো প্রতিবেদন প্রকাশের সময়কাল ৩১ ডিসেম্বর ২০১৫ পর্যন্ত প্রয়োজনীয় নয় সেগুলো কোম্পানি ব্যবহার করেনি।

বিএফআরএস ১৫: গ্রাহকদের সাথে চুক্তি থেকে রাজস্ব

এই মানদণ্ড সেই নিয়মাবলীর উপর ভিত্তি করে তৈরী করা হয়েছে যেখানে বলা হয়েছে যে তখনই রাজস্ব অর্জিত হয় যখন কোন পণ্য বা সেবা গ্রাহকের কাছে হস্তান্তরিত হয়। নিয়ন্ত্রনের এই ধারণা প্রচলিত ঝুঁকি ও পুরস্কারের ধারণাকে প্রতিস্থাপন করে। এই মানদণ্ড ১ জানুয়ারী ২০১৮ অথবা এর পরবর্তী রিপোর্টিং পিরিয়ডের জন্য অবশ্য প্রযোজ্য। কোম্পানি বর্তমানে এই মানদণ্ডের ব্যবহার ও কার্যকারণ বিষয়ে মূল্যায়ন করছে।

বিএফআরএস ৯: অর্থনৈতিক কলকাঠি

এই মানদণ্ড অর্থনৈতিক সম্পদ ও দায়ের শ্রেণীবিন্যাস, পরিমাপ এবং ডিবিগনিশনকে স্বীকার করে এবং হেজ অ্যাকাউন্টিংয়ের ক্ষেত্রে নতুন নিয়ম প্রবর্তন করে। এই মানদণ্ড জানুয়ারি ১, ২০১৮ অথবা এর পরবর্তী রিপোর্টিং পিরিয়ডের জন্য অবশ্যই প্রযোজ্য। কোম্পানি বর্তমানে এই মানদণ্ডের ব্যবহার ও পরিবর্তনের বিষয়ে মূল্যায়ন করছে।

৪০. উল্লেখযোগ্য হিসাবরক্ষন নিয়মাবলী

এখানে উল্লেখিত হিসাবরক্ষন নিয়মাবলী আর্থিক বিবৃতির সকল সময়কালের জন্য কোম্পানি ধারাবাহিকভাবে প্রয়োগ করেছে। নিচে উল্লেখযোগ্য হিসাবরক্ষন নিয়মাবলী ইনডেক্স আকারে দেয়া হয়েছে যার বিস্তারিত বিবরণ পরবর্তী পেজগুলোতে পাওয়া যাবে।

নোট বিবরণ

- ৪০.১ সম্পদ, কারখানা, যন্ত্রপাতি
- ৪০.২ আর্থিক সরঞ্জাম
- ৪০.৩ ভাগ করা পুজি
- ৪০.৪ লোকসান
- ৪০.৫ পরিচালন ইজারা
- ৪০.৬ তালিকাভুক্ত জিনিষপত্র
- ৪০.৭ কর্মচারী সুবিধাসমূহ
- ৪০.৮ নিয়মাবলী
- ৪০.৯ বিকল্পসমূহ
- ৪০.১০ রাজস্ব
- ৪০.১১ আয়কর খরচ
- ৪০.১২ বৈদেশিক মুদ্রা বিনিময় সমূহ
- ৪০.১৩ পুঁজি আয় ও ব্যয়
- ৪০.১৪ শেয়ার প্রতি আয় (ইপিএস)
- ৪০.১৫ নগদ প্রবাহ বিবৃতি
- ৪০.১৬ লভ্যাংশ
- ৪০.১৭ কমপ্যারেটিভস এবং রিঅ্যারেঞ্জমেন্ট
- ৪০.১৮ ম্যাটেরিয়ালিটি এবং অ্যাগরিগেশন
- ৪০.১৯ প্রতিবেদন প্রস্তুত পরবর্তী ঘটনাবলী
- ৪০.২০ চলতি কারবার

৪০.১ সম্পদ, কারখানা এবং যন্ত্রপাতি

৪০.১.১ স্বীকৃতি এবং পরিমাপ

সম্পদ, কারখানা এবং যন্ত্রপাতির মূল্য নির্ধারণ করা হয় পুঞ্জিভূত অবচয় এবং পুঞ্জিভূত ইম্পেয়ারমেন্ট লস যদি থাকে সেগুলো বাদ দেয়ার পর।

মূল্যের ভেতর কোনো সম্পদ অর্জন করতে এবং সেই সম্পদকে যে কাজের জন্য আনা হয়েছিল সেই কাজের উপযোগী করে তোলা, সেগুলো খুলে ফেলা ও অপসারণ করা এবং লোকেশনটাকে আবার পূর্বের অবস্থায় নেয়ার জন্য প্রয়োজনীয় সকল খরচ অন্তর্ভুক্ত। নির্মানাধীন সম্পদের ভেতর যে সম্পদ, কারখানা এবং যন্ত্রপাতি এখনও ব্যবহার উপযোগী নয় সেগুলো অর্জন অথবা নির্মানের খরচ অন্তর্ভুক্ত যেগুলো মূল্যের ভেতরেও অন্তর্ভুক্ত। লিজ করা জমির ওপর কোম্পানি নির্মিত ভবন মূলধন হিসেবে গণ্য করা হয় এবং লিজহোল্ড প্রপার্টিও ক্যাটাগরিতে গণ্য করা হয়।

৪০.১.২ পরবর্তী/ উত্তরকালীন খরচসমূহ

কোনো সম্পদ, কারখানা এবং যন্ত্রপাতির কোনো অংশ পরিবর্তনের খরচ সেগুলো পরিবর্তনের/চলমান খরচের ভেতর অন্তর্ভুক্ত থাকে যদি ঐ পরিবর্তিত অংশের সম্ভাব্য ভবিষ্যত অর্থনৈতিক সুবিধা সমূহ কোম্পানির কাছে আসে এবং তার খরচ বিশুদ্ধভাবে পরিমাপ করা যায়। সম্পদ, কারখানা এবং যন্ত্রপাতি প্রতিদিন সার্ভিসিংয়ের খরচ এবং অন্যান্য আয় লাভ ক্ষতি বিবৃতিতে উল্লেখ করা হয়।

৪০.১.৩ অবচয়

অবচয় লাভ-ক্ষতি এবং অন্যান্য কম্প্রিহেনসিভ ইনকাম/ সর্বাঙ্গিন আয় বিবরণীতে স্ট্রেইট লাইন বেসিসে সম্পদ, কারখানা এবং যন্ত্রপাতির প্রতিটি অংশের আনুমানিক ব্যবহারযোগ্য সময় ধরে স্বীকৃত হয়। ভূমি অবচয়িত হয়না।

নতুন যন্ত্রপাতির উপর অবচয় ধার্য করা হয় তা যে মাস থেকে ব্যবহার শুরু করা হয়েছে তখন থেকে। কোন সম্পদ ধ্বংস/বাতিল করা হলে সেক্ষেত্রে অবচয় ধার্য করা হয় যে মাসে তা ধ্বংস/বাতিল করা হয়েছে তার আগের মাস পর্যন্ত।

অবচয় হারের তারতম্য হয় প্রত্যেক শ্রেণীর সম্পদ, কারখানা এবং যন্ত্রপাতির আনুমানিক ব্যবহারযোগ্য জীবনকাল অনুসারে।

শ্রেণী	ব্যবহারযোগ্য জীবনকাল (বছরে)	অবশিষ্ট মান/ রেসিডিউয়াল ভ্যালু
অনিষ্কর ভবন	৪০	১%
ঠিকা ভবন/ লিজহোল্ড ভবন	সর্বোচ্চ ৪০ বছর, অবচয়ের হার কেস বাই কেস বেসিসে নির্ধারিত হয়।	০%
কলকারখানা এবং যন্ত্রপাতি	১৪.৩/৪	০%১%/
পরীক্ষাগারের উপকরন	১০	০%
অফিস উপকরন	৫/১০	০%
আসবাবপত্রাদি	৩/৫/১০	০%
যানবাহন	৪/৫	১%
আইটি উপকরন	৩	০%

অবচয়ের পদ্ধতি, ব্যবহারযোগ্য জীবনকাল এবং রেসিডিউয়াল ভ্যালু/ অবশিষ্ট মান প্রত্যেক রিপোর্টিং ডেটে রিভিউ এবং যথাযথ সমন্বয় করা হয়।

৪০.১.৪ অবসর এবং হস্তান্তর/বাতিল/ডিম্পোজাল

এ কোন সম্পদ, কারখানা এবং যন্ত্রপাতি বাতিল ঘোষণা করা হয়/ডিম্পোজালে ডিরিকগনাইজ করা হয় যখন সেটা থেকে ভবিষ্যত কোনো অর্থনৈতিক সুবিধা লাভের আশা আর থাকেনা। বাতিলযোগ্য কোন সম্পদ, কারখানা এবং যন্ত্রপাতির উপর লাভ বা ক্ষতি হিসাব করা হয় নেট ডিসপোজাল প্রসিডুস্ এবং কোনো প্রপার্টি, কারখানা, যন্ত্রপাতির ক্যারিহিং অ্যামাউন্টের পার্থক্যের ওপর ভিত্তি করে এবং বাতিলকৃত সম্পত্তি থেকে লাভ অথবা ক্ষতি হিসেবে উল্লেখ করা হয় অন্যান্য আয়/ব্যয়ের ভিতর লাভ-ক্ষতি হিসাবে।

৪০.২ আর্থিক উপকরনসমূহ

আর্থিক উপকরন সমূহ হল যেকোনো কন্ট্রাক্ট যা একপক্ষের অর্থনৈতিক সম্পদ এবং অপর পক্ষের অর্থনৈতিক দায় অথবা ব্যক্তিগত মালিকানা তৈরী করে। আর্থিক উপকরন সম্পর্কে হিসাববিজ্ঞানের নানাবিধ পলিসি নিচে বর্ণনা করা হল।

৪০.২.১ আর্থিক সম্পদসমূহ

কোম্পানি প্রাথমিকভাবে প্রাপ্যসমূহ স্বীকার করে এবং সেই অনুযায়ী ডিপোজিট করে সেই দিনে যেদিন এগুলো তৈরী হয়েছিল। অন্যান্য সকল আর্থিক সম্পদসমূহ প্রাথমিকভাবে সেই দিন স্বীকৃত হয় যেদিন কোম্পানি আদান প্রদানের কন্ট্রাক্চুয়াল প্রোভিশন অনুসারে একটি পার্ট হিসেবে গন্য হয়েছিল।

কোম্পানি কোনো আর্থিক সম্পদকে স্বীকার করতে অস্বীকৃতি জানায় যখন চুক্তিভিত্তিক অধিকার অথবা সেই সম্পদ থেকে ক্যাশ ফ্লো/ নগদ তরল প্রবাহের সম্ভাবনা শেষ হয়ে যায়, অথবা যদি চুক্তিভিত্তিকভাবে ক্যাশ ফ্লো/ নগদ তরল প্রবাহ পাওয়ার অধিকার হস্তান্তর করা হয় সেই ট্রানজেকশনের মাধ্যমে যেখানে যথেষ্ট পরিমাণে সম্পদের মালিকানা সম্পর্কিত ঝুঁকি ও পুরস্কার ট্রান্সফার করা হয়।

আর্থিক সম্পদের ভেতর অন্তর্ভুক্ত অর্থ এবং অর্থ সমমূল্যের জিনিষপত্র, ট্রেড এবং অন্যান্য প্রাপ্য এবং আমানতসমূহ।

i. অর্থ এবং অর্থ সমমূল্যের জিনিষপত্র

অর্থ এবং অর্থ সমমূল্যের জিনিষপত্রের ভেতর রয়েছে হাতে থাকা নগদ অর্থ, ব্যাংকে থাকা অর্থ, ডিভিডেন্ট অ্যাকাউন্ট ছাড়া অন্যান্য ফিঙ্ড ডিপোজিটের রিসিট যেগুলো কোন সীমাবদ্ধতা ছাড়াই কোম্পানির ব্যবহারের জন্য থাকে। ক্যাশ ফ্লো স্টেটমেন্টের জন্য অর্থ এবং অর্থ সম্পর্কিত বিষয়গুলোর মধ্যে আছে হাতে নগদ অর্থ, বিভিন্ন ফাইন্যান্সিয়াল ইন্সটিটিউটে থাকা ডিপোজিট/জমানে টাকা, স্বল্প মেয়াদি নগদ বিনিয়োগ যেগুলোর ম্যাচুরিটির মেয়াদ ডেট অব অ্যাকুইজিশন থেকে তিন মাস অথবা কম। ব্যাংক ওভারড্রাফট যেগুলো দাবী অনুসারে প্রদানযোগ্য আর যেগুলো কোম্পানির ক্যাশ ম্যানেজমেন্টের গুরুত্বপূর্ণ অংশ সেগুলো নগদ অর্থ এবং নগদ অর্থ সমমানের জিনিষপত্র হিসেবে যুক্ত হয় কোম্পানির ক্যাশ ফ্লো স্টেটমেন্টের সাথে।

II. বানিজ্য এবং অন্যান্য পাওনা

বানিজ্য এবং অন্যান্য পাওনার ভেতর রয়েছে কাস্টমার এবং অন্যান্য পক্ষের কাছ থেকে পাওনা অপরিশোধিত বিলসমূহ। বানিজ্য এবং অন্যান্য পাওনা সমূহ প্রাথমিকভাবে মূল চালানপত্রের পরিমানের উপর এবং পরবর্তিকালে বছর শেষে ম্যানেজমেন্টের অজ্ঞাতে সন্দেহযুক্ত পাওনা সমূহ বাদ দেয়ার পর অবশিষ্ট পরিমানের উপর ভিত্তিতে হিসাব করা হয়।

III. আমানত

আমানত পেমেণ্টের মান অনুসারে হিসাব করা হয়।

80.2.2 আর্থিক দায়

কোম্পানি তার ফিন্যান্সিয়াল স্টেটমেন্টে তখনই কোনো আর্থিক দায় স্বীকার করে যখন কোম্পানি সেই চুক্তি ভিত্তিক আর্থিক দায়ের নানা বিধান অনুসারে একটি পক্ষ হিসেবে গন্য হয়। কোম্পানি কোনো আর্থিক দায় স্বীকার করে যখন পূর্বে ঘটে যাওয়া ঘটনার চুক্তিভিত্তিক নানান বাধ্যবাধকতা নিশ্চিত হয় এবং তখনকার স্টেটমেন্টে আর্থিকভাবে লাভবান একপক্ষের থেকে অর্থ বাইরে কারও কাছে প্রবাহিত হয়।

কোম্পানি তার আর্থিক দায় অস্বীকার করে যখন চুক্তিভিত্তিক বাধ্যবাধকতা গুলো বাতিল অথবা মেয়াদ শেষ হয়।

আর্থিক দায়ের ভেতর বানিজ্য এবং অন্যান্য পরিশোধযোগ্যসমূহ অন্তর্ভুক্ত।

I. বানিজ্য এবং অন্যান্য পরিশোধযোগ্যসমূহ

বানিজ্য এবং অন্যান্য পরিশোধযোগ্যসমূহ স্বীকার্য হয় যখন পূর্বে ঘটে যাওয়া ঘটনার চুক্তিভিত্তিক বাধ্যবাধকতাসমূহ নিশ্চিত হয় এবং যার স্টেটমেন্টের ফলাফল হিসেবে এটা আশা করা যায় যে সম্পদশালী কোম্পানি থেকে সম্পদ আউটফ্লো হবে। বানিজ্য এবং অন্যান্য পরিশোধযোগ্য সমূহ প্রাথমিকভাবে ফেয়ার ভ্যালুতে স্বীকার্য/ হিসাব করা হয়। প্রাথমিকভাবে স্বীকার্য/হিসাব হওয়ার পর বানিজ্য এবং অন্যান্য পরিশোধযোগ্য সমূহ ইফেকটিভ ইন্টারেস্ট মেথড ব্যবহার করে অ্যামরটাইজড কন্সট দেখানো হয়।

80.2.3 আর্থিক সম্পদ এবং দায় অফসেট করা

আর্থিক সম্পদ ও দায় অফসেট করা হয় এবং ফিন্যান্সিয়াল পজিশনের স্টেটমেন্টে নেট অ্যামাউন্ট উল্লেখ করা হয় তখনই এবং শুধুমাত্র তখনই যখন কোম্পানির আইনগত অধিকার আছে সেই পরিমান অর্থ অফসেট করার এবং নেট বেসিসে সমাধানে সম্মত হয় অথবা সম্পদ রিয়্যালাইজ/ নিরূপন এবং একই সময়ে দায়ও নিস্পত্তি করে।

80.3 শেয়ার ক্যাপিটাল

সাধারণ শেয়ারকে ইকুইটি হিসেবে ক্লাসিফাই/ শ্রেণীভুক্ত করা হয়। সাধারণ শেয়ারের ক্ষেত্রে ক্রমবর্ধমান খরচকে ইকুইটি থেকে বাদ দেয়া নেট অফ ট্যাক্স ইফেক্ট হিসেবে দেখা হয়। পেইড আপ ক্যাপিটাল হল কোম্পানির দ্বারা শেয়ারহোল্ডারদের জন্য ইস্যু করা সব শেয়ার (বোনাস শেয়ার সহ) বাবদ প্রদত্ত সমুদয় অর্থ। সাধারণ শেয়ার হোল্ডাররা মাঝে মাঝে ঘোষণা করা ডিভিডেন্ট পাওয়ার এবং শেয়ারহোল্ডারদের মিটিংয়ে ভোট দেয়ার অধিকার রাখেন। কোনো কোম্পানি ভাঙার সময় সাধারণ শেয়ার হোল্ডারদের অবস্থান অন্য সব শেয়ার হোল্ডার ও পাওনাদারদের পরে হয় এবং তারা লিকুইডেশনের পরবর্তী অবশিষ্ট আয় পাওয়ার অধিকারি হন।

80.8 ইমপেয়ারমেন্ট

I. স্বীকৃতি

আর্থিক সম্পদসমূহ লাভ-ক্ষতি এবং পাওনাসমূহ প্রত্যেক রিপোর্টিং ডেটে অ্যাসেস করা হয় কোনো সম্পদ ইমপেয়ারমেন্ট কিনা তার কোনো বস্তুনিষ্ঠ প্রমাণ বের করার জন্য। কোনো আর্থিক সম্পদ ইমপেয়ারমেন্ট হয় যদি কোনো বস্তুনিষ্ঠ প্রমাণ থাকে যে আর্থিক সম্পদের প্রাথমিক স্বীকৃতির পর কোনো ক্ষতিকর ঘটনা ঘটেছে এবং এটা বিশুদ্ধভাবে অনুমান করা যায় যে সেই ক্ষতিকর ঘটনা ওই আর্থিক সম্পদের ভবিষ্যত ক্যাশ ফ্লো/ নগদ তরল প্রবাহে নেতিবাচক প্রভাব রেখেছে।

মজুদকৃত পণ্য ব্যতীত অন্যান্য অনর্থনৈতিক/ অনার্থিক সম্পদের ক্যারিয়ারিং ভ্যালু/চলমান মূল্য প্রত্যেক রিপোর্টিং ডেটে রিভিউ করা হয় কোনো ধরনের ইমপেয়ারমেন্ট আছে কিনা তা বোঝার জন্য। তেমন কোনো লক্ষণ পাওয়া গেলে সম্পদের পুনর্লভ্য মূল্য অনুমান করা হয়। ইমপেয়ারমেন্ট লস হিসাব করা হয় যখন কোনো সম্পদের ক্যারিয়ারিং অ্যামাউন্ট/ চলমান পরিমান অথবা তার নগদ উৎপাদন ইউনিট তার পুনর্লভ্য মূল্যকে ছাড়িয়ে যায়। যদি কোনো ইমপেয়ারমেন্ট লস থেকে থাকে তা লাভ-ক্ষতি এবং অন্যান্য কমপ্রিহেনসিভ ইনকাম স্টেটমেন্টে হিসাব করা হয়।

II. পুনর্লভ্য মূল্যের হিসাব

কোনো সম্পদের আদায়যোগ্য পরিমান তার নেট বিক্রয়মূল্য অথবা তার ব্যবহার মূল্যের তুলনায় বেশি। ব্যবহার মূল্য/ ভ্যালু ইন ইউজ কোনো নির্দিষ্ট সম্পদের অনুমিত ভবিষ্যত নগদ প্রবাহ ডিসকাউন্ট করে বর্তমান মূল্যে নিয়ে আসা একটি ডিসকাউন্ট রেট ব্যবহার করে যা ওই নির্দিষ্ট সম্পদের রিস্ক এবং টাইম ভ্যালু অব মানি যাচাই করে বর্তমান বাজার মূল্যায়ন করে। এমন কোনো সম্পদ যা স্বাধীনভাবে কোনো অর্থ ইনফ্লো/অন্তঃপ্রবাহ তৈরী করেনা, ক্যাশ জেনারেটিং ইউনিটের জন্য আদায়যোগ্য মূল্য নির্ধারণ করা হয় সেই সম্পদ যার অধিকারভুক্ত।

III. রিভার্সাল অব ইমপেয়ারমেন্ট

ইমপেয়ারমেন্ট লস রিভার্স হয় যদি আদায়যোগ্য পরিমাণ নির্ধারণের জন্য ব্যবহৃত অনুমান সমূহের পরিবর্তন ঘটে। ইমপেয়ারমেন্ট লস শুধুমাত্র সেই পর্যন্ত বিপরীত হয় যখন সেই সম্পদের ক্যারিয়ারিং অ্যামাউন্ট অবচয় অথবা ক্রমশোধের পরবর্তীতে নির্ধারিত ক্যারিয়ারিং অ্যামাউন্টের চাইতে বেশি নাহয় যদি কোনো ইমপেয়ারমেন্ট লস স্বীকৃত না হয়।

80.৫ চলতি ইজারা

ফাইন্যান্সিয়াল লিজ/ইজারা ব্যতীত অন্য সব লিজ/ ইজারা অপারেটিং লিজ/ ইজারা হিসেবে গন্য হয় এবং ফাইন্যান্সিয়াল পজিশনের স্টেটমেন্টে স্বীকৃত/গন্য হয়না। অপারেটিং লিজের/ ইজারার অধীনে সকল পরিশোধিত মূল্য লাভ-ক্ষতি ও অন্যান্য কমপ্রিহেনসিভ/সর্বব্যাপি/সর্বাঙ্গীন/ আয়ের স্টেটমেন্টে উল্লেখ করা হয়।

80.৬ মজুদসমূহ

কাঁচামাল এবং তৈরি পণ্যের মজুদ খরচস্বল্প এবং আদায়যোগ্য মূল্যের চেয়ে কমে হিসাব করা হয়। খুচরা যন্ত্রাংশের মূল্য খরচের উপর নির্ধারন করা হয়। ট্রানজিটে থাকা পন্য ব্যতীত অন্যান্য মজুতকৃত পন্যের খরচ ওয়েইটেড অ্যাডজারজ মেথডে নির্ধারন করা হয় এবং এর ভেতর পন্যটি অর্জন, উৎপাদন অথবা পরিবর্তন এবং বর্তমান স্থান ও অবস্থায় পন্যগুলোরিনিয়ে আসার সমস্ত খরচ অন্তর্ভুক্ত থাকে।

নেট আদায়যোগ্য মূল্য নির্ধারন করা হয় ব্যবসায়ের সাধারণ প্রকৃষায় অনুমিত বিক্রয়মূল্য থেকে বিক্রয় প্রক্রিয়ায় গুরুত্বপূর্ণ এবং বিক্রয় শেষ করতে যত খরচের প্রয়োজন রয়েছে তা বাদ দিয়ে।

ট্রানজিটে থাকা পন্যসমূহের মূল্য সকল সংশ্লিষ্ট খরচ সহ হিসাব করা হয়।

80.৭ কর্মচারী সুবিধাবলী

80.৭.১ স্বল্প মেয়াদি সুবিধাবলী

স্বল্পমেয়াদি কর্মচারী সুবিধা প্রতিশ্রুতিসমূহ আনডিসকাউন্ট বেসিসে হিসাব করা হয় এবং খরচ করা হয় যখন এজাতীয় সেবা প্রদান করা হয়। স্বল্পমেয়াদি ক্যাম্প বোনাস অথবা প্রফিট শেয়ারিং প্ল্যানের অধীনে কোনো দায় স্বীকার করা হয় যদি কোম্পানির বর্তমান সময়ে কোনো আইনি অথবা গঠনমূলক বাধ্যবাধকতা থাকে এই অর্থ প্রদানের জন্য যদি সেই কর্মচারী অতীতে সেবা প্রদান করে থাকে এবং সেই দায়িত্ব পালনের কথা বিশৃঙ্খলভাবে অনুমান করা যায়।

80.৭.২ নির্ধারিত সুবিধাবলীর পরিকল্পনা

ম্যানেজমেন্ট গ্র্যাচুইটি স্কিম

কোম্পানি অনিহিত একটি গ্র্যাচুইটি স্কিম পরিচালনা করে ম্যানেজমেন্ট কর্মচারীদের জন্য যারা ফেব্রুয়ারী ২০১০-র ভেতর নিয়োগপ্রাপ্ত হয়েছে। এই গ্র্যাচুইটি স্কিমের মেম্বাররা গ্র্যাচুইটি পাবার জন্য উপযুক্ত হয় টানা ৫ বছর কোম্পানিতে সার্ভিস দেয়ার পর। কোম্পানি তার ম্যানেজমেন্ট কর্মচারীদের জন্য একটি ফাউন্ড পেনশন স্কিম পরিচালনা করে যারা ১ জানুয়ারী ১৯৮৭ থেকে ৩১ আগস্ট ২০০৭-এর ভেতর কোম্পানিতে যোগদান করেছে। এই ফাউন্ড সদস্যরা ৫ বছর কোম্পানিতে টানা সার্ভিস দেয়ার পর এই ফাউন্ডের জন্য উপযুক্ত হয়। বোর্ড অব ট্রাস্টির দ্বারা এই ফাউন্ড পরিচালিত হয়।

দুইটি ফাউন্ডের ক্ষেত্রেই ডিফাইন্ড বেনিফিট অবলিগেশনের বর্তমান মূল্য এবং প্ল্যান অ্যাসেটের ফেয়ার ভ্যালু পেশাদারী বীমা পরতালকের দ্বারা নির্ধারিত করা হয়েছে। প্রোজেক্টেড ইউনিট ক্রেডিট মেথড ব্যবহার করা হয়েছে ডিফাইন্ড বেনিফিট অবলিগেশনের বর্তমান মূল্য নির্ধারণের জন্য এবং চলমান এবং অতীত সেবার খরচ এবং পারস্পরিক সামঞ্জস্যপূর্ণ বীমার অনুমানের ক্ষেত্রে ডেমোগ্রাফিক এবং আর্থিক বিভিন্ন চলক ব্যবহার করা হয়েছে। প্ল্যান অ্যাসেটের ফেয়ার ভ্যালু এবং অবলিগেশনের বর্তমান ভ্যালুর পার্থক্যকে দায় অথবা সম্পদ হিসেবে ফিন্যান্সিয়াল পজিশনের স্টেটমেন্টে দেখানো হয়। বীমার মাননির্নয়ে লাভ অথবা ক্ষতির হিসাবের ক্ষেত্রে অন্যান্য কমপ্রিহেনসিভ ইনকাম হিসাবে পরিপূর্ণভাবে স্বীকার্য হয়।

80.৭.৩ সংজ্ঞায়িত অবদান পরিকল্পনা

ম্যানেজমেন্ট গ্র্যাচুইটি স্কিম

কোম্পানি ম্যানেজমেন্ট এমপ্লয়ীদের জন্য একটি ফাউন্ড গ্র্যাচুইটি স্কিম পরিচালনা করে যারা ১ মার্চ ২০১০-র পরবর্তীতে কোম্পানিতে যোগদান করেছে। কোম্পানি ম্যানেজমেন্ট এমপ্লয়ীদের বেসিক স্যালারির ১৫% এই ফাউন্ড জমা রাখে তাদের যোগদানের দিন থেকে। বোর্ড অব ট্রাস্টির দ্বারা এই ফাউন্ড পরিচালিত হয়। এই ফাউন্ডের সদস্যরা এই ফাউন্ডের টাকা ৫ বছর টানা কোম্পানিতে কাজ করার পর পাবার উপযুক্ত হয়।

এমপ্লয়ি গ্র্যাচুইটি স্কিম

নন-ম্যানেজমেন্ট এমপ্লয়ীদের ক্ষেত্রে কোম্পানি এই ফাউন্ড পরিচালনা করে যেখানে কোম্পানি তাদের বেসিক স্যালারির ১৫% এমপ্লয়ীদের যোগদানের দিন থেকে জমা রাখে। বোর্ড অব ট্রাস্টির দ্বারা এই ফাউন্ড পরিচালিত হয়। এই ফাউন্ডের সদস্যরা এই ফাউন্ডের টাকা ৫ বছর টানা কোম্পানিতে কাজ করার পর পাবার উপযুক্ত হয়।

প্রভিডেন্ট ফাউন্ড

কোম্পানী তার কর্মচারীদের ক্ষেত্রেই তাদের যোগদানের তারিখের হিসাব না করেই প্রভিডেন্ট ফাউন্ড পরিচালনা করে। চাকুরী নিশ্চিত হবার পর সকল কর্মচারীদেরই কোম্পানীর নিয়ম অনুসারে এই ফাউন্ডে যোগদান করে তাদের বেসিক স্যালারীর ১৫% জমা রাখতে হয় আর কোম্পানীও সেই অনুযায়ী ফাউন্ডে অর্থ জমা রাখে। বোর্ড অব ট্রাস্টিসের দ্বারা এই ফাউন্ড পরিচালিত হয়। এই ফাউন্ডের সদস্যরা এই ফাউন্ডের টাকা ৫ বছর টানা কোম্পানীতে কাজ করার পর পাবার উপযুক্ত হয়।

কর্মচারীদের মনোহারা অংশগ্রহণ তহবিল

২০১৩ সালে সংশোধিত “বাংলাদেশ লেবার অ্যাক্ট ২০০৬” অনুসারে কোম্পানী তার প্রফিটের ৫% কর্মচারীদের প্রফিট পারটিসিপেশন ফাউন্ডে জমা রাখে তার কর্মচারীদের কাছ থেকে সেই খরচ দাবী করার আগে। কোম্পানী এই ফাউন্ডে জমাকে খরচ হিসেবে বিবেচনা করে যখন কোনো কর্মচারী এই জমার বিপরীতে তার প্রয়োজনীয় কাজ করে। আইনি এবং কন্ট্রাকটিভ অবলিগেশন যেই পরিমাণ সে এই ফাউন্ডে জমা রাখতে ইচ্ছুক সেই পরিমাণ পর্যন্ত নির্দিষ্ট থাকে।

৪০.৮ বিধানসমূহ

রিপোর্টিং ডেটে কোনো বিধান সূিকার করা হয় যদি কোনো পূর্ববর্তী ঘটনার কারণে কোম্পানীর বর্তমানে কোনো আইনী অথবা গঠনমূলক দায়বদ্ধতা, যা বিশৃঙ্খলভাবে অনুমান করা যায় এবং এটা সম্ভাব্য যে দায় নিষ্পত্তির জন্য অর্থনৈতিক সুবিধা সমূহের বহিঃগমন প্রয়োজনীয় হতে পারে। প্রত্যেক রিপোর্টিং পিরিয়ডের শেষে প্রতিশ্রুতি/বিধানসমূহ পর্যালোচনা করা হয় এবং বর্তমান অনুমানের সাথে অ্যাডজাস্ট করা হয়।

৪০.৯ সম্ভাব্য ঘটনা

৪০.৯.১ সম্ভাব্য দায়

অতীতে ঘটা কোনো ঘটনার উপর ভিত্তি করে সম্ভাব্য দায় নির্ধারিত হয় যার অস্তিত্ব নিশ্চিত করা সম্ভব শুধুমাত্র কোনো ভবিষ্যত ঘটনা ঘটা বা না ঘটার উপরে যার নিয়ন্ত্রন সবক্ষেত্রে কোনো এক নির্দিষ্ট পক্ষে হতে থাকেনা। সম্ভাব্য দায় আর্থিক স্টেটমেন্টে উল্লেখ করা উচিত না হলেও তা প্রকাশ করা দরকার হতে পারে। কোনো বিধান/নীতিমালা সেই সময়ের ভেতরেই স্বীকৃত হওয়া উচিত যেই সময়ের মাঝে বিধিমালা স্বীকৃত হওয়ার মানদণ্ড গৃহীত হয়েছে।

৪০.৯.২ সম্ভাব্য সম্পদ

অতীতে ঘটা কোনো ঘটনার উপর ভিত্তি করে সম্ভাব্য সম্পদ নির্ধারন হয় যার অস্তিত্ব নিশ্চিত করা সম্ভব শুধুমাত্র কোনো ভবিষ্যত অনিশ্চিত ঘটনা ঘটা বা না ঘটার উপরে যার নিয়ন্ত্রন সবক্ষেত্রে কোনো নির্দিষ্ট এক পক্ষে হতে থাকেনা।

সম্ভাব্য সম্পদ স্বীকার্য হয় না। যখন কোনো আর্থিক সম্পদের আদায় সম্পূর্ণরূপে নিশ্চিত হয় তখনই শুধুমাত্র এই সম্পদ স্বীকারের প্রশ্ন আসে যদি কিনা এটা নিশ্চিতভাবে পরিমাপ করা যায় কেননা তখন সেই সম্পদ আর সম্ভাব্য সম্পদ হিসেবে গন্য হয় না।

৪০.১০ রাজস্ব

পণ্য বিক্রয় থেকে অর্জিত রাজস্ব বিবেচ্য লাভ বা প্রাপ্য হিসাবে ফেয়ার ভ্যালুতে, নেট অব ড্যাট, সম্পূর্ণক শুদ্ধ, রফতানি শুদ্ধ, স্বাস্থ্য সারচার্জ মুক্ত করে হিসাব করা হয়। গ্রস টার্নওভারের ভেতর অন্তর্ভুক্ত আন্তর্জাতিক বিক্রিত সিগারেট, পাতা রফতানি এবং সম্পূর্ণক শুদ্ধ, রফতানি শুদ্ধ, এবং স্বাস্থ্য সারচার্জ যা বাংলাদেশ গভর্নমেন্টকে প্রদান করা হয়।

৪০.১১ আয়কর ব্যয়

আয়কর ব্যয়ের ভেতর বর্তমান এবং বিলম্বিত শুদ্ধ অন্তর্ভুক্ত। আয়কর খরচ লাভ-ক্ষতি এবং অন্যান্য কম্প্রিহেনসিভ আয়ের হিসাবে অন্তর্ভুক্ত হয়।

বর্তমান শুদ্ধ

বর্তমান শুদ্ধ হল সেই বছরের জন্য প্রত্যাশিত প্রদেয় অথবা প্রাপ্য ট্যাঙ্কের আয় অথবা ক্ষতি, রিপোর্টিং ডেটে প্রতিপাদিত ট্যাঙ্ক রেট এবং বিগত বছরের সাপেক্ষে প্রদেয় ট্যাঙ্ক সাথে কোনো অ্যাডজাস্টমেন্ট করার পরবর্তীতে থাকা অর্থ। বর্তমানে কোম্পানী ৪৫% হারে কর প্রদানে বাধ্য।

বিলম্বিত শুদ্ধ

বিলম্বিত শুদ্ধ সূিকার্য হয় আর্থিক প্রতিবেদনের জন্য সম্পদ এবং দায়ের ক্যারিফিং কন্ট্রোল/চলমান খরচ অস্থায়ী পার্থক্যের সাপেক্ষে। বিলম্বিত শুদ্ধ সেই কর রেটে হিসাব করা হয় যেগুলো ব্যবহৃত হবে অস্থায়ী পার্থক্য গুলো যখন রিভার্স হবে যেগুলো রিপোর্টিং ডেটের ভেতর চালু হওয়া সেই সব আইনের ওপর নির্ভরশীল। বিলম্বিত শুদ্ধ সম্পদ সেই পর্যন্ত স্বীকার্য হয় যখন এটা সম্ভাব্য হয় যে ভবিষ্যত করযোগ্য লাভ সহজলোভ্য হবে যার বিপরীতে অস্থায়ী পার্থক্যগুলো ব্যবহারযোগ্য হবে। বিলম্বিত শুদ্ধ সম্পদ প্রত্যেক রিপোর্টিং ডেটে রিভিউ করা হয় এবং সেই পর্যন্ত কমিয়ে ফেলা হয় যখন এটা কোনোভাবেই সম্ভাব্য হবে না যে শুদ্ধ সুবিধা স্বীকার্য হবে। বিলম্বিত শুদ্ধ সম্পদ এবং দায় অফসেট করা হয় যদি আইনত প্রয়োগযোগ্য কোনো অধিকার থাকে বর্তমান কর দায় এবং সম্পদ অফসেট করার এবং সেগুলো সেই ট্যাঙ্ককতৃপক্ষের মাধ্যমে কর আরোপের সাথে জড়িত কিন্তু তারা নেট বেসিসে বর্তমান শুদ্ধ দায় এবং সম্পদ সেটল করে অথবা শুদ্ধ সম্পদ এবং দায় একযোগে স্বীকার্য হবে

80.১২ বৈদেশিক মুদ্রা বিনিময়

বৈদেশিক মুদ্রায় বিনিময় সমূহ বাংলাদেশী টাকায় অনুদিত হয় সেই রেটে যা ট্রানজেকশন রেটে যা ট্রানজেকশন ডেটে রুলিং করা হয়েছে। সকল আর্থিক সম্পদ এবং দায় যেগুলো রিপোর্টিং ডেটে বৈদেশিক মুদ্রায় আখ্যাত/ট্রান্সলেটেড হয়েছে সেগুলো পুনরায় আখ্যাত/রিট্রান্সলেটেড হয় ফাংশনাল কারেন্সিতে ওইদিন বিদ্যমান বিনিময় মূল্যের ওপর ভিত্তি করে। রিপোর্টিং পিরিয়ডের শেষে আর্থিক পণ্য সেটেলমেন্ট অথবা ট্রান্সলেশনের ক্ষেত্রে যে পার্থক্য সৃষ্টি হয় সেগুলো বি.এ.এস ২১: দ্যা ইফেক্ট অব চেঞ্জস ইন ফরেন এক্সচেঞ্জ রেট অনুসারে লাভ-ক্ষতি ও অন্যান্য বিস্তৃত আয় হিসাবে অন্তর্ভুক্ত হয়।

80.১৩ আর্থিক আয় এবং ক্ষতি

ব্যাংকে সঞ্চিত আর্থিক আমানতের সুদ নিয়ে আর্থিক আয় গঠিত হয়। আর্থিক আয় অ্যাকরুয়াল বেসিসে স্বীকৃত এবং লাভ-ক্ষতি ও অন্যান্য বিস্তৃত আয় হিসাবে দেখানো হয়। আর্থিক খরচের ভেতর ব্যাংক চার্জ এবং ওভারড্রাফটের ওপর সুদের খরচ অন্তর্ভুক্ত।

80.১৪ শেয়ার প্রতি আয় (ইপিএস)

কোম্পানী তার সাধারণ শেয়ারের ক্ষেত্রে শেয়ার প্রতি আয়কে প্রদর্শন করে। বেসিক শেয়ার প্রতি আয় হিসাব করা হয় সাধারণ শেয়ার হোল্ডারদের প্রতি আরোপ্য লাভ বা ক্ষতি কে সেই বছরের অপরিশোধিত সাধারণ শেয়ারের ওয়েইটেড অ্যাডজারেস্টেড নাঙ্কার দ্বারা ভাগ করে। তরলীকৃত নগদ অর্থ শেয়ার প্রতি আয় নির্ধারিত হয় সাধারণ শেয়ারহোল্ডারদের লাভ অথবা ক্ষতি এবং অপরিশোধিত শেয়ারের ওয়েইটেড অ্যাডজারেস্টের মধ্যে সমন্বয় করে, সকল তরলীকৃত সাধারণ শেয়ারের প্রভাবের জন্য। যদিও শেয়ার প্রতি আয় তরলীকরণ এই আর্থিক প্রতিবেদনের জন্য প্রয়োজ্য হবে না কারণ রিপোর্টিং ডেটে কোনো সম্ভাব্য তরলীকৃত সাধারণ শেয়ার ছিলো না।

80.১৫ নগদ প্রবাহ প্রতিবেদন

পরিচালনা কার্যক্রম থেকে নগদ প্রবাহ বি.এ.এস ৭: স্টেটমেন্ট অব ক্যাশ ফ্লো অনুযায়ী ডিরেক্ট মেথডের অধীনে দেখানো হয়েছে।

80.১৬ লভ্যাংশ

আর্থিক প্রতিবেদনে চূড়ান্ত লভ্যাংশ বিতরণ দায় হিসেবে দেখানো হয় সেই সময়কালের জন্য যখন বার্ষিক সাধারণ সভায় লভ্যাংশের অনুমোদন দেয়া হয়েছে, অপরদিকে অন্তর্বর্তী লভ্যাংশ বিতরণ স্বীকৃত হয় সেই সময়কালে যখন লভ্যাংশ ঘোষনা এবং প্রদান করা হয়।

80.১৭ কমপ্যারিটিভিস্ এবং রিঅ্যারেঞ্জমেন্ট

সংখ্যাগত তথ্যের ক্ষেত্রে সকল তুলনামূলক তথ্য এই আর্থিক প্রতিবেদনে প্রকাশ করা হয়েছে এবং আখ্যানধর্মী এবং বর্ননামূলক তথ্যের ক্ষেত্রেও যেগুলো প্রাসঙ্গিক বর্তমান আর্থিক প্রতিবেদন বোঝার ক্ষেত্রে জরুরী সেগুলোও প্রকাশ করা হয়েছে।

তুলনার সুার্থে বিগত বছরের কিছু জরুরী প্রাসঙ্গিক ব্যালাগ পুনর্বিব্যস্ত ও পুনশ্রেণীবিভাজন করা হয়েছে যখনই এগুলো বর্তমান বছরের প্রেজেন্টেশনের ক্ষেত্রে জরুরী বলে মনে করা হয়েছে।

80.১৮ ম্যাটেরিয়ালিটি এবং অ্যাগরিগেশন

প্রত্যেক অনুরূপ পদার্থের ম্যাটেরিয়াল শ্রেণীবিভাগ আলাদাভাবে আর্থিক প্রতিবেদনে দেখানো হয়েছে। আলাদা শ্রেণীর পদার্থ আলাদাভাবে দেখানো হয়েছে যদি না তারা ইমম্যাটেরিয়াল হয়।

80.১৯ রিপোর্টিং সময়কালের পরবর্তী ঘটনাবলী

আর্থিক প্রতিবেদনে উল্লেখ্য অর্থের পরিমাণসমূহ রিপোর্টিং পিরিয়ড শেষ হওয়ার পরবর্তী ঘটনাবলীর জন্য অ্যাডজাস্ট করা হয় যেগুলো প্রমাণ দেয় সেই অবস্থা সম্পর্কে যা রিপোর্টিং পিরিয়ডের শেষে ছিল। সেইসব ঘটনাবলীর জন্য আর্থিক প্রতিবেদনে কোনো অ্যাডজাস্টমেন্ট দেয়া হয়না যেগুলো এমন কোনো পরিস্থিতি সম্পর্কে বলে যা রিপোর্টিং পিরিয়ডের শেষে ঘটেছে।

80.২০ চলতি উল্লেখ

কোম্পানীর কাছে সুদুর ভবিষ্যত পর্যন্ত কার্যক্রম চালাবার মত সম্পদ আছে। এই কারণে গোয়িং কনসার্ন বেসিস ব্যবহার করা হয়েছে আর্থিক প্রতিবেদন প্রস্তুত করতে। কোম্পানীর চলতি সম্পদ পর্যাপ্ত ফাউ এবং বিশেষণীয় ঋনসুবিধা বর্তমান ব্যবসার সকল প্রয়োজন পূরণে সক্ষম।



British American Tobacco Bangladesh Company Limited

New DOHS. Road, Mohakhali, Dhaka-1206, PO Box 6069, Bangladesh

Proxy Form

I/We.....
of.....

being a Member of British American Tobacco Bangladesh Company Limited, do hereby appoint

Mr./Mrs.....
of.....

either of them may, in writing, appoint anyone to act as my proxy at the 43rd Annual General Meeting of the Company to be held on Tuesday, 12 April 2016 and at any adjournment thereof

As witness my/our hand this day of 2016.



.....
(Signature of Proxy)

.....
(Signature of Share Holder)

Folio / BO ID No. -

Notes:

No. of Shares held:

1. A member entitled to attend and vote in the AGM may appoint a Proxy to attend and vote on his/her behalf.
2. The Proxy Form, duly filed and stamped must be deposited at the Registered Office of the Company, by 10.30 a.m of 10 April 2016.
3. Signature of the Member(s) must be in accordance with the Specimen Signature recorded with the Company.



British American Tobacco Bangladesh Company Limited

New DOHS. Road, Mohakhali, Dhaka-1206, PO Box 6069, Bangladesh

Attendance Slip

I/We do hereby record my/our attendance at the 43rd Annual General Meeting (AGM) of the Company being held on 12 April 2016 at 10.30 a.m at Pan Pacific Sonargaon, 107 Kazi Nazrul Islam Avenue, Dhaka 1215, Bangladesh

Name of the Shares Holder(s)/Proxy:.....

Folio / BO ID No. of Share Holder: -

No. of Shares held:

.....
Signature of Shares Holder(s)/Proxy

Note: Please present this attendance slip at the registration counter on or before 10:30 a.m on the AGM date.



ব্রিটিশ আমেরিকান টোব্যাকো বাংলাদেশ কোম্পানি লিমিটেড
নিউ ডিওএইচএস রোড, মহাখালী, ঢাকা-১২০৯, পিও বক্স ৬০৬৯ বাংলাদেশ

প্রতিনিধিপত্র

আমি/আমরা

ঠিকানা

ব্রিটিশ আমেরিকান টোব্যাকো বাংলাদেশ কোম্পানি লিমিটেড-এর সদস্য হিসেবে

ক. জনাব/বেগম

ঠিকানা

খ. জনাব/বেগম

ঠিকানা

কে বা তাদের যেকোনো একজনকে আমার/আমাদের প্রতিনিধি হিসেবে আমার/আমাদের অনুপস্থিতিতে মঙ্গলবার, ১২ এপ্রিল ২০১৬ তারিখে অনুষ্ঠিতব্য কোম্পানির ৪৩তম বার্ষিক সাধারণ সভায় এবং তার মূলতবি ঘোষিত সভায় উপস্থিত হওয়া ও ভোটাধিকারের জন্য নিযুক্ত করলাম।

রেজিনিউ

স্ট্যাম্প

২০/=

(প্রতিনিধির স্বাক্ষর)

(শেয়ার হোল্ডারের স্বাক্ষর)

ফোলিও / বিও নম্বর : -

শেয়ার সংখ্যা :

দ্রষ্টব্য:

- অনিবার্য কারণবশতঃ, কোনো সদস্য তার অনুপস্থিতিতে মনোনীত প্রতিনিধিকে তার পক্ষ থেকে ভোট প্রদানের জন্য পাঠাতে পারবেন
- প্রতিনিধিপত্র সঠিকভাবে পূরণ ও স্ট্যাম্প সংযুক্ত করে কোম্পানির নিবন্ধিত অফিসে ১০ এপ্রিল সকাল ১০:৩০ মিনিটের মধ্যে জমা দিতে হবে
- কোম্পানির নথিভুক্ত নমুনা স্বাক্ষর ও সদস্যের স্বাক্ষর একই হতে হবে।



ব্রিটিশ আমেরিকান টোব্যাকো বাংলাদেশ কোম্পানি লিমিটেড
নিউ ডিওএইচএস রোড, মহাখালী, ঢাকা-১২০৯, পিও বক্স ৬০৬৯ বাংলাদেশ

উপস্থিতিপত্র

আমি/আমরা আগামী ১২ এপ্রিল ২০১৬ রোজ মঙ্গলবার সকাল ১০:৩০ মিনিটে সোনারগাঁও হোটেল, ১০৭ কাজী নজরুল ইসলাম এভিনিউ, ঢাকা-১২১৫ এর বলরুমে অনুষ্ঠিতব্য কোম্পানির ৪৩তম বার্ষিক সাধারণ সভায় আমার/আমাদের উপস্থিতি লিপিবদ্ধ করছি।

শেয়ার হোল্ডার/প্রতিনিধির নাম:

বিও/ফোলিও আইডি নং: -

শেয়ারের সংখ্যা:

(শেয়ার হোল্ডারের স্বাক্ষর)

দ্রষ্টব্য ১: অনুগ্রহপূর্বক, এজিএম-এর দিন সকাল ১০.৩০ মিনিটে বা তার আগে রেজিস্ট্রেশন কাউন্টারে এই উপস্থিতিপত্রটি দেখাবেন।



**BRITISH AMERICAN
TOBACCO**
BANGLADESH

New DOHS Road Mohakhali
Dhaka 1206, P.O. Box 6069 Bangladesh
Tel: +88 02 9842791-5, Fax: +88 02 9842786
www.batbangladesh.com

